


# SWITCHGEAR PRICE LIST

# SIEMENS

*Ingenuity for life*



**KALYANI  
INDUSTRIES**

## Contactors, Relays & MPCB



**LAPTRON®**

### AUTOMATION BRAND



### SWITCHGEAR BRAND






# Efficiently combined

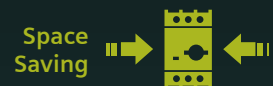
The SIRIUS modular system combines digital planning and compliance to industry standards while meeting your needs for any application.

Over 100 years of leadership  
in **switching technology**


Low Voltage Control Products  
Price List w.e.f. 10<sup>th</sup> November 2023

**SIEMENS**





Save up to  
**30%**  
more space using compact  
switching devices



Seamlessly import configuration  
data and save up to  
**80%**  
of time with SIRIUS product data



Switching to spring-loaded  
technology saves **time** and  
**money**



**Tested  
Combinations**

Our pre-tested and pre-  
assembled switching devices  
save **time** and **effort** for  
**configuring, ordering** and  
**assembly.**



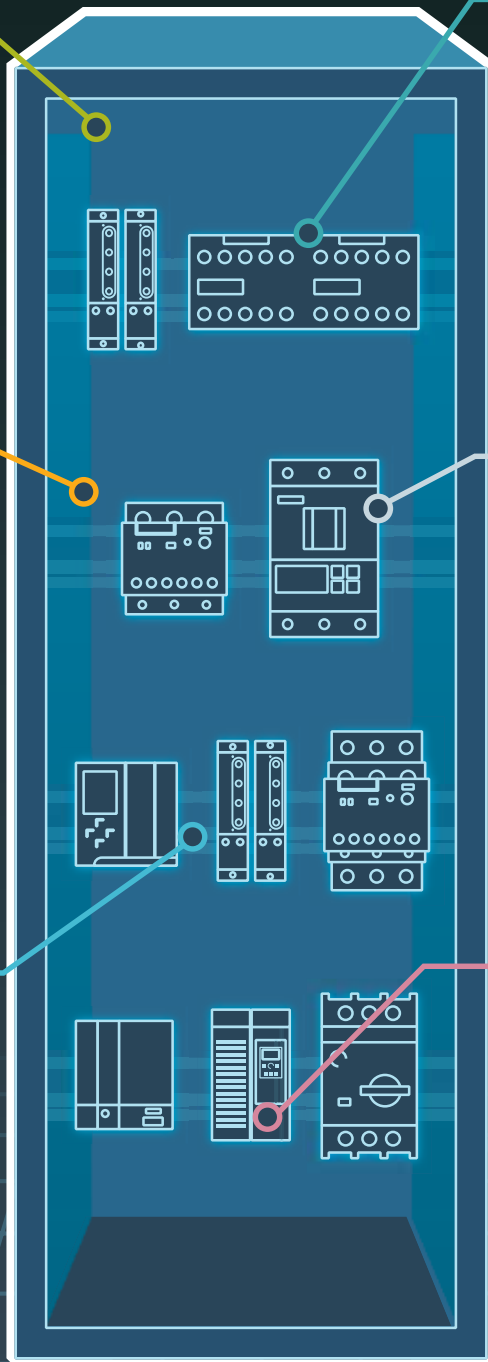
**Modular  
Build**

Ordering and storing becomes  
up to  
**30%**  
more economical with the  
SIRIUS Modular System



**Worldwide  
Use**

Time savings of up to  
**25%**  
using the **universally applicable**  
SIRIUS Modular System



# SIRIUS Modular System

The perfect combination

[www.siemens.com/sirius](http://www.siemens.com/sirius)

**SIEMENS**

# Index

Contents	Page No.
<b>1 Switching Devices</b>	
Contactors Relays - 3RH2 (S00)	5
Latched Contactor Relays (S00)	5
Contactors Relays - 3RH2 (S00) (with Low power consumption coil)	5
Power Contactors - 3RT (S00 to S12)	6
Power Contactors - 3RT (S6 to S12) (with separate coils)	7
Power Contactors - 3RT2 (S0)	7
Energy Efficient Contactors	8
Power Contactors - 3RT20 coupling relays (PLC interface relay)	9
Vacuum Contactors - 3RT12/ 3TF6	10
Power Contactors - 3RT with indication of Remaining LifeTime (RLT)	10
3 Pole AC1 Duty Contactors - 3RT24 & 3RT14	11
4 Pole Power Contactors (4NO main contacts) 3RT23 & 3RT13	11
4 Pole Power Contactors (2NO+2NC main contacts) 3RT25	11
Large Contactors 3RT148	12
Power Contactors with Fail-safe input	13
Communication capable Power Contactors	14
Solid state switching devices - 3RF	15
Auxiliary contact blocks for 3RT/3RH	15
Accessories for 3RT2 and 3RH2 Contactors (S00 to S3)	16
Accessories for 3 Pole 3RT2 & 3RT1 Contactors (S6 to S12)	19
Accessories for 4 Pole Contactor - 3RT23, 3RT13	20
3RA Load Feeders - ready to assemble kits for DOL	22
3RA Load Feeders - ready to assemble kits for R-DOL	23
3RA Load Feeders - ready to assemble kits for Star-Delta	27
3RV29 Infeed System	31
Reversing Contactor Assemblies - 3RA23	32
Star Delta Contactor Assemblies - 3RA24	32
Spares of 3RT Contactors	33
Contactor relays and Power Contactors - 3TH, 3TF	35
2 Pole DC Power Contactors - 3TC	36
Accessories and spares for 3TH, 3TF	36
Spares for 3TC Contactors	38
3TS & 3MT7 Capacitor duty Contactors	40
3TS Converter duty Contactors	40
3TS 2 Pole Contactors	41
Spares for 3TS & 3MT7 Contactors	41
3TS 4 Pole Contactors	42
3TS Single Pole LED Contactors	43
DP Contactors	44

Contents	Page No.
<b>2 Protection Devices</b>	
Thermal Overload Relays - 3RU	47
Microprocessor based overload relay - 3RB	49
Accessories for 3RU/3RB overload relays	50
Thermal overload relays - 3UA / 3UC / Accessories	51
Motor protection circuit breakers - 3RV	52
Accessories for 3RV	55
Motor protection circuit breakers - 3VS	58
Accessories for 3VS/3VU	59
<b>3 Motor Starting Devices</b>	
Digital soft starters and accessories - 3RW30/40/50	61
Digital soft starters and accessories - 3RW52/55	62
3RM1 starter	65
Agriculture and Industrial starters - 3TW/3TE	67
Spares for starters	68
Water level controller	68
<b>4 Timing and Monitoring Devices</b>	
Electronic timers - 3RP	69
Current monitoring relays - 3RR	69
Line monitoring relays - 3UG	69
Thermistor motor protection relays - 3RN2	70
Insulation monitoring relays - 3UG	70
Timing and Monitoring relays - 7PV0 / 7UG0	71
Plug-in-relays - 7RQ	72
<b>5 Commanding and Signaling Devices</b>	
SIRIUS ACT - 3SU	74
Signaling column - 8WN	77
Indicating lamps 3SB5 (complete and modular)	78
Push button - 3SB5	79
Push button stations - 3SB5	80
Accessories - 3SB5	80
<b>6 Detecting Devices</b>	
Position switches - 3SE5	82
Mechanical Safety Switches- 3SE5	85
<b>7 Actuator sensor interface (AS-i)</b>	<b>86</b>
<b>8 SIMOCODE</b>	<b>88</b>
<b>9 Safety Relays &amp; Systems - 3SK</b>	<b>90</b>
<b>10 Power Quality Solution <span style="color: red;">NEW</span></b>	<b>92</b>
<b>11 Type-2 Co-ordination Charts</b>	<b>98</b>
<b>12 Available till stocks last</b>	<b>101</b>
<b>13 Discontinued</b>	<b>102</b>
<b>14 Contact Partners</b>	
Customer care	105
Training centres	107
Offices and territory managers	Back cover



## Contactor Relays (Auxiliary Contactors)



### 3RH2 (S00) with "Mechanically linked contact elements"

Screw terminals

Size	Operational Current Ie AC-15 at 230V A	Contacts NO	Contacts NC	AC Coil <sup>§</sup> <span style="color:red">NEW</span>			DC Coil <sup>®</sup> <span style="color:red">NEW</span>		
				Type*	Unit LP <sup>1)</sup> ₹	Std. pkg. (nos.)	Type*	Unit LP <sup>1)</sup> ₹	Std. pkg. (nos.)
S00	10	4	-	■ 3RH2140-1A..08K	1780.-	1	■ 3RH2140-1B..08K	2470.-	1
		3	1	■ 3RH2131-1A..08K	1780.-	1	■ 3RH2131-1B..08K	2470.-	1
		2	2	■ 3RH2122-1A..08K	1780.-	1	■ 3RH2122-1B..08K	2470.-	1

Note: For ordering SIRIUS Type No. ending without 8K please get in touch with your nearest sales office

§@ Please enter coil codes from table below

## Latched Contactor Relays

Screw terminals



Operational current Ie AC-15 at 230V A	Contacts NO	Contacts NC	AC Coil <sup>§</sup>			DC Coil <sup>®</sup>		
			Type	Unit LP <sup>1)</sup> ₹	Std. pkg. (nos.)	Type	Unit LP <sup>1)</sup> ₹	Std. pkg. (nos.)
10	4	-	3RH2440-1A..0	6520.-	1	3RH2440-1B..0	8665.-	1
	3	1	3RH2431-1A..0	6520.-	1	3RH2431-1B..0	8665.-	1
	2	2	3RH2422-1A..0	6520.-	1	3RH2422-1B..0	8665.-	1

§@ Please enter coil codes from table below

\* For ordering contactors with spring type terminals, please get in touch with sales office

For Latched Power Contactors refer 3RT accessory "Mechanical Latching Blocks" on page no. 17

Spring type terminals are not available for latched contactor relays.

### Rated control supply voltages for 3RH21 & 3RH24

§ AC coil voltage

Code	B0	■ F0	■ P0
Coil voltage 50/60 Hz	24	110	230

@ DC Coil Voltage

Code	■ B4	F4	M4
Coil voltage	24	110	220

1) For ordering contactors with other than above coil voltages, please add Rs. 240.- to the unit LP of standard contactor.

Please contact nearest sales office for other coil voltages

## Contactor Relays (with Low power consumption coil)



### Auxiliary Contactor - 3RH21 Coupling Relays

Screw terminals

Size	Surge Suppressor	Rated operational current Ie AC-15 at 230 V A	Auxiliary contacts		Type*	Unit LP ₹	Std. pkg. (nos.)
			NO	NC			
Rated control supply voltage Us =24 V DC, Operating range 0.7 to 1.25xUs, Power Consumption 2.8W at 24V DC							
S00	Built in Suppressor Diode	10	4	-	3RH2140-1KB40	3180.-	1
			3	1	3RH2131-1KB40	3180.-	1
			2	2	3RH2122-1KB40	3180.-	1
Rated control supply voltage Us =24 V DC, Operating range 0.85 to 1.85xUs, Power Consumption 1.6W at 24V DC							
S00	Built in Suppressor Diode	10	4	-	3RH2140-1SB40	4535.-	1
			3	1	3RH2131-1SB40	4535.-	1
			2	2	3RH2122-1SB40	4535.-	1

\* For ordering contactors with spring type terminals, please replace 8th digit from '1' to '2'

Note: 3RH21 Coupling Relays - Add-on Auxiliary contact blocks not applicable

■ Stock items

LP - List Price

# Power Contactors

## 3RT (S00 to S12) with "Mirror contacts elements"



Screw terminals

Size	AC-3 operational current Ie upto 415V A	Motor rating at 415V, 50Hz kW	Auxiliary contacts	AC Coil <sup>§</sup> <span style="color:red">NEW</span>			DC Coil <sup>®</sup> <span style="color:red">NEW</span>		
				Type*	Unit LP <sup>1)</sup> ₹	Std. pkg. (nos.)	Type*	Unit LP <sup>1)</sup> ₹	Std. pkg. (nos.)
S00	7	3	1NO	3RT2015-1A..18K	1510.-	1	3RT2015-1B..18K	2340.-	1
			1NC	3RT2015-1A..28K	1510.-	1	3RT2015-1B..28K	2340.-	1
	9	4	1NO	3RT2016-1A..18K	1590.-	1	3RT2016-1B..18K	2545.-	1
			1NC	3RT2016-1A..28K	1590.-	1	3RT2016-1B..28K	2545.-	1
	12	5.5	1NO	3RT2017-1A..18K	1785.-	1	3RT2017-1B..18K	2950.-	1
			1NC	3RT2017-1A..28K	1785.-	1	3RT2017-1B..28K	2950.-	1
16	7.5	1NO	3RT2018-1A..18K	2120.-	1	3RT2018-1B..18K	3465.-	1	
		1NC	3RT2018-1A..28K	2120.-	1	3RT2018-1B..28K	3465.-	1	
S0	25	11	1NO+1NC	3RT2026-1A..08K	3145.-	1	3RT2026-1B..08K	5455.-	1
	32	15	1NO+1NC	3RT2027-1A..08K	6130.-	1	3RT2027-1B..08K	11095.-	1
	38	18.5	1NO+1NC	3RT2028-1A..08K	8780.-	1	3RT2028-1B..08K	13185.-	1
	40	18.5	1NO+1NC	3RT2028-1A..08KA0 <sup>#</sup>	9255.-	1	3RT2028-1B..08KA0 <sup>#</sup>	13815.-	1

Note: For ordering SIRIUS Type No. ending without 8K please get in touch with your nearest sales office

Size	AC-3 operational current Ie upto 415V A	Motor rating at 415V, 50Hz kW	Auxiliary contacts	AC Coil <sup>§</sup>			AC/DC Coil <sup>€</sup>		
				Type	Unit LP <sup>1)</sup> ₹	Std. pkg. (nos.)	Type	Unit LP <sup>1)</sup> ₹	Std. pkg. (nos.)
S2	50	22	1NO+1NC	3RT2036-1A..0	12135.-	1	3RT2036-1N..0	19480.-	1
	65	30	1NO+1NC	3RT2037-1A..0	16860.-	1	3RT2037-1N..0	22065.-	1
	80	37	1NO+1NC	3RT2038-1A..0	20975.-	1	3RT2038-1N..0	26875.-	1
S3	95	45	1NO+1NC	3RT2046-1A..0	26610.-	1	3RT2046-1N..0	33380.-	1
	110	55	1NO+1NC	3RT2047-1A..0	34020.-	1	3RT2047-1N..0	43190.-	1

Size	AC-3 operational current Ie upto 415V A	Motor rating at 415V, 50Hz kW	Auxiliary contacts **	AC Coil <sup>§</sup> <span style="color:red">NEW</span>			Auxiliary contacts	AC/DC Coils (Conventional Type) <sup>€</sup>		
				Type	Unit LP ₹	Std. pkg. (nos.)		Type	Unit LP ₹	Std. pkg. (nos.)
S6	115	55	-	3RT1054-6C.308K	32625.-	1	2NO+2NC	3RT1054-6A.368K	34180.-	1
	150	75	-	3RT1055-6C.308K	40975.-	1	2NO+2NC	3RT1055-6A.368K	43090.-	1
	185	90	-	3RT1056-6C.308K	51905.-	1	2NO+2NC	3RT1056-6A.368K	53905.-	1
S10	225	110	-	3RT1064-6C.308K	55370.-	1	2NO+2NC	3RT1064-6A.368K	56950.-	1
	265	132	-	3RT1065-6C.308K	67700.-	1	2NO+2NC	3RT1065-6A.368K	69300.-	1
	300	160	-	3RT1066-6C.308K	80885.-	1	2NO+2NC	3RT1066-6A.368K	83195.-	1
S12	400	200	-	3RT1075-6C.308K	97190.-	1	2NO+2NC	3RT1075-6A.368K	99960.-	1
	500	250	-	3RT1076-6C.308K	135820.-	1	2NO+2NC	3RT1076-6A.368K	138380.-	1

\$@€ Please enter coil codes from table below      € available with universal operation      # 40A Size S0 3RT2028 contactor is available with screw type terminals only

\*\* Please select required Auxiliary Contact Blocks from Pg 7

\* For ordering contactors with spring type terminals, please get in touch with sales office

### Rated control supply voltages

(For 3RT2 Change the 10th & 11th digit and for 3RT1 Change the 10th digit of Type no.)

#### \$ - AC operation 50/60Hz

Contactor type	3RT20 1	3RT20 2	3RT20 3	3RT20 4
Size	S00	S0	S2	S3
24 V AC	B0	C2	C2	C2
110 V AC	F0	G2	G2	G2
230 V AC	P0	L2	L2	L2

#### @ - DC operation

Contactor type	3RT20 1,3RH2	3RT20 2	3RT20 3	3RT20 4
Size	S00	S0	S2	S3
24 V DC	B4	B4	-	-
110 V DC	F4	F4	-	-
220 V DC	M4	M4	-	-

#### € - Universal operation (AC / DC) for 3RT2 S2, S3 and for 3RT1 S6, S10, S12

Contactor Type	3RT203..N	3RT204..N
Size	S2	S3
20...33 V AC/DC	B3	B3
83...155 V AC/DC	F3	F3
175...280 V AC/DC	P3	P3

Contactor Type	3RT1_Conventional Coil
Size	S6, S10, S12
110...127 V AC/DC	F
220...240 V AC/DC	P

1) For ordering contactors with other than above coil voltages, please add Rs. 240.- to the unit LP of standard contactor of the same rating.

Please contact nearest sales office for other coil voltages

Note: All SIRIUS 3RT20 / 3RT10 contactors (with at least 1 NC auxiliary contact) are tested to "Mirror contacts" characteristics in conjunction with auxiliary contacts ever since the launch of product

■ Stock items

# Power Contactors

3RT (S6, S10, S12) with "Mirror contacts elements" Withdrawable coils and integrated varistor in coil circuit


Contactor without operating coil (Please order coil separately)

Size	AC-3 operational current I <sub>e</sub> upto 415V A	Motor rating at 415V, 50Hz kW	Contactor w/o Aux				Contactor with Aux				
			Auxiliary contacts**	Type	Unit LP ₹	Std. pkg. (nos.)	Auxiliary contacts	Type	Unit LP ₹	Std. pkg. (nos.)	
S6	115	55	-	3RT1054-6LA008K	25270.-	1	2NO+2NC	3RT1054-6LA068K	26800.-	1	
	150	75	-	3RT1055-6LA008K	34545.-	1	2NO+2NC	3RT1055-6LA068K	35800.-	1	
	185	90	-	3RT1056-6LA008K	44930.-	1	2NO+2NC	3RT1056-6LA068K	46655.-	1	
S10	225	110	-	3RT1064-6LA008K	46215.-	1	2NO+2NC	3RT1064-6LA068K	47990.-	1	
	265	132	-	3RT1065-6LA008K	58130.-	1	2NO+2NC	3RT1065-6LA068K	59790.-	1	
	300	160	-	3RT1066-6LA008K	71235.-	1	2NO+2NC	3RT1066-6LA068K	73275.-	1	
S12	400	200	-	3RT1075-6LA008K	80780.-	1	2NO+2NC	3RT1075-6LA068K	83085.-	1	
	500	250	-	3RT1076-6LA008K	118810.-	1	2NO+2NC	3RT1076-6LA068K	121050.-	1	

\*\*Please select the required Contact Blocks from below table

## Auxiliary Contact Blocks (S6 - S12)

Size	NO	NC	#NO	#NC	Type	Unit LP ₹	Std. pkg. (nos.)
<b>1 Pole Front mounted Auxiliary Contact blocks S6 - S12 (3RT1.5 ... 3RT1.7)</b>							
S6 - S12	1	-	-	-	3RH1921-1CA10	270.-	10
	-	1	-	-	3RH1921-1CA01	270.-	10
	-	-	1	-	3RH1921-1CD10	530.-	10
	-	-	-	1	3RH1921-1CD01	530.-	10
<b>2 Pole First Laterally mountable Auxiliary Contact blocks S6 - S12 (3RT1.5 ... 3RT1.7)</b>							
S6 - S12	2	-	-	-	3RH1921-1EA20	1140.-	1
	1	1	-	-	3RH1921-1EA11		1
	-	2	-	-	3RH1921-1EA02		1
<b>2 Pole Second Laterally mountable Auxiliary Contact blocks S6 - S12 (3RT1.5 ... 3RT1.7)</b>							
S6 - S12	2	-	-	-	3RH1921-1KA20	1140.-	1
	1	1	-	-	3RH1921-1KA11		1
	-	2	-	-	3RH1921-1KA02		1



# Delayed actuation

## Coil

Size	AC Coil				AC/DC Conventional Coils ( Uc Coils)			
	Rated control supply voltage U <sub>c</sub> 40 to 60 Hz AC, DC V AC/DC	Type	Unit LP ₹	Std. pkg. (nos.)	Rated control supply voltage U <sub>c</sub> 40 to 60 Hz AC, DC V AC/DC	Type	Unit LP ₹	Std. pkg. (nos.)
S6	23...26	3RT1955-5CB318K	5600.-	1	23...26	3RT1955-5AB318K	5760.-	1
	110...127	3RT1955-5CF318K		1	110...127	3RT1955-5AF318K		1
	220...240	3RT1955-5CP318K		1	220...240	3RT1955-5AP318K		1
	380...420	3RT1955-5CV318K		1	380...420	3RT1955-5AV318K		1
				1	500...550*	3RT1955-5AS31		1
S10			8245.-	1	23...26	3RT1965-5AB31	8480.-	1
	110...127	3RT1965-5CF318K		1	110...127	3RT1965-5AF318K		1
	220...240	3RT1965-5CP318K		1	220...240	3RT1965-5AP318K		1
	380...420	3RT1965-5CV318K		1	380...420	3RT1965-5AV318K		1
				1	500...550*	3RT1965-5AS31		1
S12			15440.-	1	23...26	3RT1975-5AB31	15880.-	1
	110...127	3RT1975-5CF318K		1	110...127	3RT1975-5AF318K		1
	220...240	3RT1975-5CP318K		1	220...240	3RT1975-5AP318K		1
				1	380...420	3RT1975-5AV31		1
				1	500...550*	3RT1975-5AS31		1

\* Specially designed coil for mining applications offers complete operating range from 400V to 605V AC/DC

## 3RT2 (S0)

Size	AC-3 operational current I <sub>e</sub> upto 415V A	Motor rating at 415V, 50Hz kW	Auxiliary contacts	AC Coil <sup>§</sup>			DC Coil <sup>®</sup>		
				Type	Unit LP <sup>1)</sup> ₹	Std. pkg. (nos.)	Type	Unit LP <sup>1)</sup> ₹	Std. pkg. (nos.)
<b>3RT2 Size S0 Contactor</b>									
S0	9	4	1NO + 1NC	3RT2023-1A..08K	1935.-	1	3RT2023-1B..08K	3180.-	1
	12	5.5	1NO + 1NC	3RT2024-1A..08K	2175.-	1	3RT2024-1B..08K	3525.-	1
	17	7.5	1NO + 1NC	3RT2025-1A..08K	2530.-	1	3RT2025-1B..08K	4345.-	1

§ @ Change the 10th and 11th digit of the Article No. Refer page 6 for coil codes

1) For ordering contactors (3RT2 S0) with other than coil codes mentioned in the table in Pg 6, please add Rs. 240.- to the unit LP of standard contactor of the same rating. Please contact nearest sales office for other coil voltages

Stock items

# SIEMENS



## Widest Range of Energy Efficient Contactors

When you go for Energy Efficiency improvement of your plant or a machine, just DON'T Stop at big items like Motors, HVAC etc.

Generally overlooked product like a CONTACTOR can also contribute much more, when it comes to Energy Efficiency improvement.

Explore SIRIUS Innovation Energy Efficient Contactor Portfolio

[www.siemens.com/SIRIUS](http://www.siemens.com/SIRIUS)

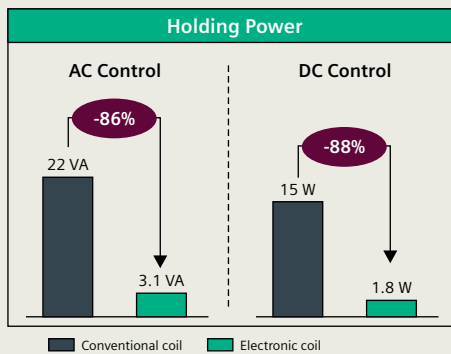
### SIRIUS - Energy Efficient Contactor Portfolio (9A to 500A AC-3)

Contactor coil consumes continuous power as long as in operation



3RT20 | 95A AC-3

Typical Holding Power data comparison



Contactors with Electronic coil can be up to **88%** more Energy Efficient as compared to conventional AC or DC contactor


Typical Coil Consumption (Holding)

Current Range	Model	Control Type	Conventional Coil	Electronic Coil
12-38A AC-3   3RT202.-1N..0	AC Control	DC Control	1.4 W	1.9 VA
		AC Control	1.9 VA	1.4 W
50-80A AC-3   3RT203.-1N..0	AC Control	DC Control	1 W	2 VA
		AC Control	2 VA	1 W
95-110A AC-3   3RT204.-1N..0	AC Control	DC Control	1.8 W	3.1 VA
		AC Control	3.1 VA	1.8 W
115-185A AC-3   3RT105.-6N.36	AC Control	DC Control	2.1 W	3.5 VA
		AC Control	3.5 VA	2.1 W
225-300A AC-3   3RT106.-6N.36	AC Control	DC Control	2.8 W	5.5 VA
		AC Control	5.5 VA	2.8 W
400-500A AC-3   3RT107.-6N.36	AC Control	DC Control	3 W	5.6 VA
		AC Control	5.6 VA	3 W



# Energy Efficient Power Contactor - 3RT

(Electronic Coil - Universal AC/DC operation)



## Screw terminals

Size	Surge Suppressor	AC-3 operational current I <sub>e</sub> upto 415V A	Motor rating at 415V, 50Hz kW	Auxiliary contacts		Type*	Unit LP ₹	Std. pkg. (nos.)
				NO	NC			
Extended operating range 0.7 to 1.3 x U <sub>s</sub>								
S0	Varistor integrated	9	4	1	1	3RT2023-1N..0	3920.-	1
		12	5.5	1	1	3RT2024-1N..0	4605.-	1
		17	7.5	1	1	3RT2025-1N..0	5175.-	1
		25	11	1	1	3RT2026-1N..0	7290.-	1
		32	15	1	1	3RT2027-1N..0	14920.-	1
		38	18.5	1	1	3RT2028-1N..0	17290.-	1
Extended operating range 0.8 to 1.1 x U <sub>s</sub>								
S2	Varistor integrated	50 ... 80	22 ... 37	1	1	refer page no. 6		
S3	Varistor integrated	95 ... 110	45 ... 55	1	1	refer page no. 6		
S6-12	Varistor integrated	115 ... 500	55 ... 250	2	2	refer page no. 6 & 7		

\* For ordering contactors with spring type terminals, please replace 8th digit from '1' to '2' only for size S0

Contactor type	3RT202.-1N
Size	S0
21 ... 28 V AC/DC	B3
95 ... 130 V AC/DC	F3
200 ... 280 V AC/DC	P3

# Power Contactors - 3RT20 coupling relays (PLC interface relay)



## Screw terminals

Size	Surge Suppressor	AC-3 Operational Current I <sub>e</sub> upto 415V A	Rating of induction motor at 50 Hz and 415V	Auxiliary contacts		Type*	Unit LP ₹	Std. pkg. (nos.)
				NO	NC			
Rated control supply voltage U <sub>s</sub> = 24 V DC, Operating range 0.7 to 1.25 x U <sub>s</sub> , Holding power consumption 2.8W at 24V DC								
S00	Built in suppressor Diode	7	3	1	-	3RT2015-1KB41	2755.-	1
				-	1	3RT2015-1KB42	2755.-	1
		9	4	1	-	3RT2016-1KB41	3130.-	1
				-	1	3RT2016-1KB42	3130.-	1
		12	5.5	1	-	3RT2017-1KB41	3230.-	1
				-	1	3RT2017-1KB42	3230.-	1
Rated control supply voltage U <sub>s</sub> = 24 V DC, Operating range 0.7 to 1.25 x U <sub>s</sub> , Holding Power Consumption 4.5W at 24V DC								
S0	Varistor integrated	12	5.5	1	1	3RT2024-1KB40	3835.-	1
		17	7.5	1	1	3RT2025-1KB40	5855.-	1
		25	11	1	1	3RT2026-1KB40	7060.-	1
		32	15	1	1	3RT2027-1KB40	11955.-	1
Rated control supply voltage U <sub>s</sub> = 24 V DC, Operating range 0.8 to 1.2 x U <sub>s</sub> , Holding Power Consumption 1W at 24V DC								
S2	Varistor integrated	50	22	1	1	3RT2036-1KB40	20245.-	1
		65	30	1	1	3RT2037-1KB40	22740.-	1
		80	37	1	1	3RT2038-1KB40	27120.-	1
Rated control supply voltage U <sub>s</sub> = 24V DC, Operating range 0.8 to 1.2 x U <sub>s</sub> , Holding Power Consumption 0.9W at 24V DC								
S3	Varistor integrated	95	45	1	1	3RT2046-1KB40	33905.-	1

\* For ordering contactors with spring type terminals, please replace 8th digit from '1' to '2' only for size S00, S0  
 Add-on Auxiliary contact blocks: S00: Not applicable, S0: Laterally mountable, S2/S3: Front and Laterally mountable

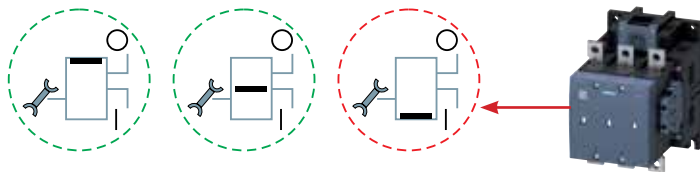
# Vacuum Contactors - 3RT12

### Benefits

- AC-3 electrical life expectancy of about 2.5 million operation
- Contacts in the tube will not weld. Arc contained, therefore no gas generated nor flash during operation
- No deration of rated current up to 1000V AC for 3RT12 and up to 690V AC for 3TF6
- Visual inspection window for inspection of contact erosion available for 3RT12

with universal coil (AC/DC) Coils, 2NO+2NC aux. contacts

Contactor size	Rated current Ie (A) AC3 upto 415V	Type <sup>€</sup>	Unit LP ₹	Std. pkg. (nos.)
10	225	3RT1264-6A..6	168635.-	1
10	265	3RT1265-6A..6	199200.-	1
10	300	3RT1266-6A..6	218190.-	1
12	400	3RT1275-6A..6	275865.-	1
12	500	3RT1276-6A..6	358480.-	1



<sup>€</sup> Coil voltage (AC/DC) - Please enter coil codes from table below

Code	B3	F3	P3	V3
Coil voltage (V)	23-26	110-127	220-240	380-420

Note: Contactors with Energy Efficient coils available on request

# Vacuum Contactors - 3TF6

Size	Rated current (A) Ie AC3 upto 415V	Motor kW at 415V 50Hz, 3ph	AC 50 Hz coil				DC coil			
			Auxiliary contacts	Type Pl. fill in coil voltage code	Unit LP ₹	Std. pkg. (nos.)	Auxiliary contacts	Type Pl. fill in coil voltage code	Unit LP ₹	Std. pkg. (nos.)
14	630	355	4NO + 4NC	3TF6844-0C..	404380.-	1	3NO + 3NC	3TF6833-1D.. <sup>1)</sup>	452110.-	1
	820	450	4NO + 4NC	3TF6944-0C..	600805.-	1	3NO + 3NC	3TF6933-1D.. <sup>1)</sup>	690560.-	1

For coil codes & foot note (1) refer page no. 35

# Power Contactors - 3RT with indication of Remaining LifeTime (RLT)

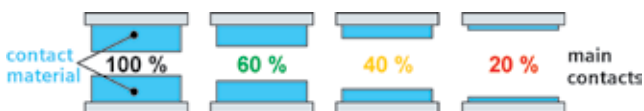
## Withdrawable coils and integrated surge suppressor

### Benefits

- Early warning to replace contacts
- Optimum utilization of contact material
- Visual inspection of condition of contacts no longer necessary
- Reduction of operating costs
- Optimum planning of maintenance schedules
- Avoidance of unforeseen plant downtimes

Size	AC-3 Operational Current Ie upto 415 V <sup>1)</sup> A	Motor rating at 415V, 50Hz kW	Auxiliary contacts	Rated control supply voltage U <sub>c</sub> 40 to 60 Hz AC, DC V AC/DC	Type	Unit LP ₹	Std. pkg. (nos.)
S6	115	55	1NO+1NC	96...127	3RT1054-1PF35	52270.-	1
			1NO+1NC	220...277	3RT1054-1PP35	52270.-	
	150	75	1NO+1NC	96...127	3RT1055-6PF35	60965.-	1
			1NO+1NC	220...277	3RT1055-6PP35	60965.-	
S10	185	90	1NO+1NC	96...127	3RT1056-6PF35	72035.-	1
			1NO+1NC	220...277	3RT1056-6PP35	72035.-	
	225	110	1NO+1NC	96...127	3RT1064-6PF35	75580.-	1
			1NO+1NC	220...277	3RT1064-6PP35	75580.-	
S12	265	132	1NO+1NC	96...127	3RT1065-6PF35	89515.-	1
			1NO+1NC	220...277	3RT1065-6PP35	89515.-	
	300	160	1NO+1NC	96...127	3RT1066-6PF35	104805.-	1
			1NO+1NC	220...277	3RT1066-6PP35	104805.-	
S12	400	200	1NO+1NC	96...127	3RT1075-6PF35	118665.-	1
			1NO+1NC	220...277	3RT1075-6PP35	118665.-	
	500	250	1NO+1NC	96...127	3RT1076-6PF35	175860.-	1
			1NO+1NC	220...277	3RT1076-6PP35	175860.-	

1) For size S6 to S12 size contactors, operating current Ie is valid up to 500V



LEDs on the contactor		new	60%	40%	20%
LED-Displays		new	60%	40%	20%
green	RLT	green	green	green	green
orange	RLT	orange	orange	orange	orange
red	RLT	red	red	red	red
	OReset	OReset	OReset	OReset	OReset



### 3 Pole AC1 Duty Contactors



Size	AC-1 operational current I <sub>e</sub> upto 690V A	AC Coil <sup>§</sup>			AC/DC Coil <sup>€</sup>		
		Type	Unit LP ₹	Std. pkg. (nos.)	Type	Unit LP ₹	Std. pkg. (nos.)
S3	140	3RT2446-1A..0	25135.-	1	3RT2446-1N..0	31940.-	1

Size	AC-1 operational current I <sub>e</sub> upto 690V A	Auxiliary Contacts	Type <sup>€</sup>	Unit LP ₹	Std. pkg. (nos.)
S6	275	2NO+2NC	3RT1456-6A..68K	61470.-	1
S10	400	2NO+2NC	3RT1466-6A..68K	83855.-	1
S12	690	2NO+2NC	3RT1476-6A..68K	173945.-	1

### 4 Pole Power Contactors



With 4NO main contacts

Contactor size	Rated current I <sub>e</sub> (A) AC1, 415V	Auxiliary Contacts		AC Coil <sup>§</sup>			DC Coil <sup>®</sup>		
		NO	NC	Type	Unit LP ₹	Std. pkg. (nos.)	Type	Unit LP ₹	Std. pkg. (nos.)
S00	18	-	-	3RT2316-1A..0	2930.-	1	3RT2316-1B..0	4755.-	1
	22	-	-	3RT2317-1A..0	3035.-	1	3RT2317-1B..0	5060.-	1
S0	35	1	1	3RT2325-1A..0	3380.-	1	3RT2325-1B..0	6055.-	1
	40	1	1	3RT2326-1A..0	5250.-	1	3RT2326-1B..0	9335.-	1
	50	1	1	3RT2327-1A..0	6350.-	1	3RT2327-1B..0	11890.-	1
S2	60	1	1	3RT2336-1A..0	13995.-	1	3RT2336-1N..0 <sup>€</sup>	17380.-	1
	110	1	1	3RT2337-1A..0	23430.-	1	3RT2337-1N..0 <sup>€</sup>	26225.-	1
S3	140	1	1	3RT2346-1A..0	26050.-	1	3RT2346-1N..0 <sup>€</sup>	33680.-	1
	160	1	1	3RT2348-1A..0	30210.-	1	3RT2348-1N..0 <sup>€</sup>	35800.-	1



With 4NO main contacts

Size	AC-1 operational current I <sub>e</sub> upto 690V A	Auxiliary Contacts	Type <sup>€</sup>	Unit LP ₹	Std. pkg. (nos.)
S6	200	2NO+2NC	3RT1355-6A..6	52830.-	1
S10	275	2NO+2NC	3RT1363-6A..6	78120.-	1
	350	2NO+2NC	3RT1364-6A..6	100380.-	1
S12	400	2NO+2NC	3RT1373-6A..6	116405.-	1
	500	2NO+2NC	3RT1374-6A..6	141010.-	1
	525	2NO+2NC	3RT1375-6A..6	157330.-	1



With 2NO+2NC main contacts

size	AC-1 operational current I <sub>e</sub> upto 415V A	Auxiliary Contacts		AC Coil <sup>§</sup>			DC Coil <sup>®</sup>		
		NO	NC	Type	Unit LP ₹	Std. pkg. (nos.)	Type	Unit LP ₹	Std. pkg. (nos.)
S00	18	-	-	3RT2516-1A..0	3100.-	1	3RT2516-1B..0	4035.-	1
	22	-	-	3RT2517-1A..0	3645.-	1	3RT2517-1B..0	5950.-	1
S0	40	1	1	3RT2526-1A..0	6130.-	1	3RT2526-1B..0	11090.-	1
S2	60	1	1	3RT2535-1A..0	16090.-	1	3RT2535-1N..0 <sup>€</sup>	21005.-	1
	70	1	1	3RT2536-1A..0	20760.-	1	3RT2536-1N..0 <sup>€</sup>	23835.-	1
S3	100	1	1	3RT2544-1A..0	23260.-	1	3RT2544-1N..0 <sup>€</sup>	27490.-	1
	125	1	1	3RT2545-1A..0	25900.-	1	3RT2545-1N..0 <sup>€</sup>	32630.-	1

Rated control supply voltage (Change of the 10th and 11th digit of the Article No.)

§ - AC operation

Contactor type	3RT23, 3RT25	3RT24
Size	S00 (50/60Hz), S0, S2, S3 (50 Hz)	S3 (50/60Hz)
24 V AC	B0	C2
110 V AC	F0	G2
230 V AC	P0	L2

@ - DC operation

Contactor type	3RT23, 3RT25
Size	S00, S0
24 V DC	B4
110 V DC	F4
220 V DC	M4

€ - Universal operation AC / DC

Contactor type	3RT23, 3RT25, 3RT24
Size	S2, S3
20 ... 33	B3
175 ... 280	P3

Contactor Type	3RT13
Size	S6, S10, S12
24 ... 60	E3
48 ... 130	F3
100 ... 250	P3
250 ... 500	R3

Contactor type	3RT 14
Size	S6, S10, S12
20 ... 26	B3
110 ... 127	F3
220 ... 240	P3



## SIRIUS 3RT14, 3-pole Large Contactors for high currents

[www.siemens.com/SIRIUS](http://www.siemens.com/SIRIUS)

NEW

Type*	Rating data		Lateral Auxiliary Contacts		Rated control supply voltage U	
	Operating Current $I_e$ (A) AC1	Rated voltage $U_e$	NO	NC	V (AC 50/60 Hz)	V (DC)
3RT1481-6AF36 3RT1481-6AP36	900A	1000V	2	2	100...127 200...240	100...110 200...220
3RT1482-6AF36 3RT1482-6AP36	1050A	1000V	2	2	100...127 200...240	100...110 200...220
3RT1483-6AP36	1260A	1000V	2	2	100...240	100...220
3RT1485-6AP36	1700A	1000V	2	2	100...240	100...220
3RT1486-6AP36	2100A	1000V	2	2	100...240	100...220
3RT1487-6AP36	2650A	1000V	2	2	100...240	100...220


\*Price on request

## The world's first contactor with maximum benefits in safety applications!

SIRIUS Innovation contactors from size S2 to S12 (22kW to 250kW) has been now expanded to include versions suitable for direct control from fail-safe controllers and safety relays which is first of its kind in the market.

This makes it possible to attain SIL 2 and/or PL c with just one contactor and SIL 3 and/or PL e with two contactors in series according to IEC 62061 and ISO 13849-1

[www.siemens.com/SIRIUS](http://www.siemens.com/SIRIUS)



### Advantages at a glance

01

#### Digital input directly on board

First contactor with certified, digital input for activation from fail-safe or standard controllers

03

#### Maximum Safety level

Certified inputs enables devices to be used up to the highest safety level (SIL 3 / PLe)

02

#### Time & Cost saving

Reduced wiring and configuration efforts  
Cost optimization of additional coupling level

04

#### Everything from single source

Complements safety solutions offered by the SIRIUS modular system

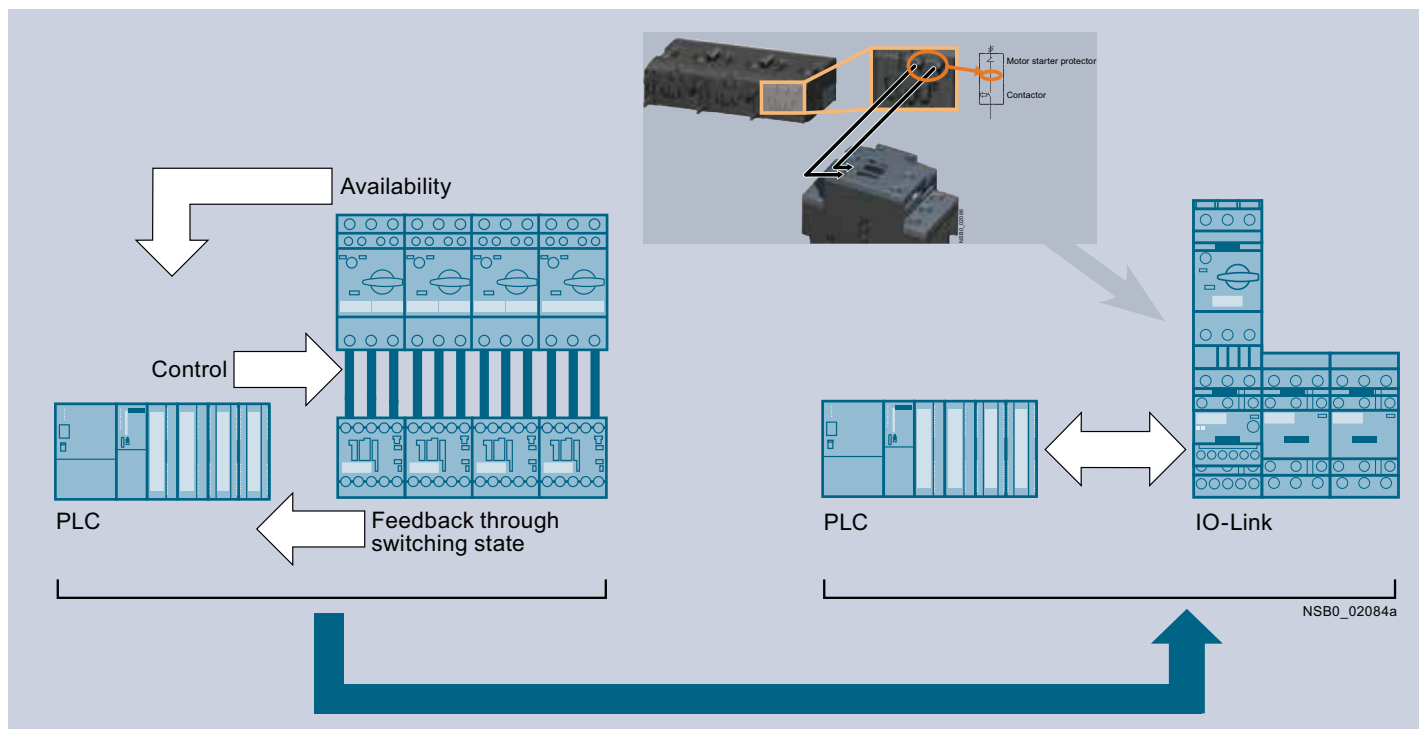


### SIRIUS Innovation Contactors with fail-safe input

Size	AC-3 operational current I <sub>e</sub> upto 415V A	Motor rating at 415V, 50Hz kW	Permanently Mounted Auxiliary Contacts	Rated control supply voltages U <sub>s</sub> AC/DC	Type	Unit LP ₹	Std Pkg. (nos.)
S6	115	55	2NO+2NC	96...127	3RT1054-6SF36-3PA0	48235.-	1
				220...227	3RT1054-6SP36-3PA0	48235.-	
	150	75	2NO+2NC	96...127	3RT1055-6SF36-3PA0	58835.-	1
				220...227	3RT1055-6SP36-3PA0	58835.-	
S10	185	90	2NO+2NC	96...127	3RT1056-6SF36-3PA0	69145.-	1
				220...227	3RT1056-6SP36-3PA0	69145.-	
	225	110	2NO+2NC	96...127	3RT1064-6SF36-3PA0	75245.-	1
				220...227	3RT1064-6SP36-3PA0	75245.-	
S12	265	132	2NO+2NC	96...127	3RT1065-6SF36-3PA0	90095.-	1
				220...227	3RT1065-6SP36-3PA0	90095.-	
	300	160	2NO+2NC	96...127	3RT1066-6SF36-3PA0	104585.-	1
				220...227	3RT1066-6SP36-3PA0	104585.-	
S12	400	200	2NO+2NC	96...127	3RT1075-6SF36-3PA0	120470.-	1
				220...227	3RT1075-6SP36-3PA0	120470.-	
	500	250	2NO+2NC	96...127	3RT1076-6SF36-3PA0	172125.-	1
				220...227	3RT1076-6SP36-3PA0	172125.-	

For S2 and S3 Contactors please get in touch with your nearest sales office

# Communication capable Power Contactors



Rated control supply voltage  $U_s = 24\text{ V DC}$   
Screw terminals

Size	AC-3 Operational Current $I_e$ upto 415V	Motor rating at 415V, 50 Hz	Auxiliary contacts	Type*	Unit LP ₹	Std. pkg. (nos.)
	A	kW				
S00	7	3	1NO	3RT2015-1BB41-0CC0	2910.-	1
			1NC	3RT2015-1BB42-0CC0		
	9	4	1NO	3RT2016-1BB41-0CC0	3170.-	1
			1NC	3RT2016-1BB42-0CC0		
	12	5.5	1NO	3RT2017-1BB41-0CC0	3645.-	1
			1NC	3RT2017-1BB42-0CC0		
16	7.5	1NO	3RT2018-1BB41-0CC0	4315.-	1	
		1NC	3RT2018-1BB42-0CC0			
S0	9	4	1NO + 1NC	3RT2023-1BB40-0CC0	3865.-	1
	12	5.5	1NO + 1NC	3RT2024-1BB40-0CC0	4245.-	1
	17	7.5	1NO + 1NC	3RT2025-1BB40-0CC0	5950.-	1
	25	11	1NO + 1NC	3RT2026-1BB40-0CC0	7195.-	1
	32	15	1NO + 1NC	3RT2027-1BB40-0CC0	12035.-	1
	38	18.5	1NO + 1NC	3RT2028-1BB40-0CC0	16630.-	1
S2	50	22	1NO + 1NC	3RT2036-1NB30-0CC0 <sup>€</sup>	20245.-	1
	65	30	1NO + 1NC	3RT2037-1NB30-0CC0 <sup>€</sup>	22805.-	1
	80	37	1NO + 1NC	3RT2038-1NB30-0CC0 <sup>€</sup>	27690.-	1
S3	95	45	1NO + 1NC	3RT2046-1NB30-0CC0 <sup>€</sup>	36165.-	1
	110	55	1NO + 1NC	3RT2047-1NB30-0CC0 <sup>€</sup>	45810.-	1

\*For ordering contactors with spring type terminals, please replace 8th digit from '1' to '2' for S00, S0  
<sup>€</sup> - Universal operation 20...33V AC / DC

## Solid state switching devices - 3RF

Solid state contactless switching for application requiring frequent switching

- Compact 22.5mm design with built in LED & finger touch proof protection
- Blocking voltage 1200V

- Main voltage 48-460V AC
- Control voltage 4-30V DC
- Zero point switching



Rated current AC51 (max)	Type	Unit LP ₹	Std. pkg. (kits)
20	3RF2120-1AA45 <sup>§</sup>	3285.-	1
30	3RF2130-1AA45 <sup>§</sup>	5085.-	1
50	3RF2150-1AA45 <sup>§</sup>	8455.-	1
70	3RF2170-1AA45 <sup>§</sup>	9810.-	1
90	3RF2190-1AA45 <sup>§</sup>	12135.-	1

Contact your nearest Siemens partner to know more about

- 3RF20 solid state relays with 45mm design for resistive loads
- 3RF23 single phase solid state contactors with built in heatsink for resistive/inductive loads
- 3RF24 three phase solid state contactors with built-in heat sink for resistor loads upto 50A
- Add on function modules to achieve extended functionality

§ To be used along with suitable heatsink, other voltages upon enquiry

## Accessories for 3RH2 & 3RT2 Contactors (S00 / S0 / S2 / S3)

Auxiliary Contact Blocks (S00 / S0 / S2 / S3)

for snapping onto the front

For	NO	NC	Type*	Unit LP ₹	Std. pkg. (nos.)
S00 / S0 / S2 / S3	1	-	3RH2911-1HA10	355.-	1
	-	1	3RH2911-1HA01		1
	2	-	3RH2911-1HA20	500.-	1
	1	1	3RH2911-1HA11		1
	-	2	3RH2911-1HA02		1
	2	2	3RH2911-1HA22		1
	3	1	3RH2911-1HA31	885.-	1
	4	-	3RH2911-1FA40		1



\* For ordering auxiliary contact blocks with Spring type terminals, please replace 8th digit from '1' to '2'

Laterally mountable auxiliary switch blocks on left and / or right

For	NO	NC	Type*1)	Unit LP ₹	Std. pkg. (nos.)
S00 / S0 / S2 / S3	-	2	3RH2921-1DA02	1060.-	1
	1	1	3RH2921-1DA11		1
	2	-	3RH2921-1DA20		1



\* For ordering auxiliary contact blocks with Spring type terminals, please replace 8th digit from '1' to '2'

1) Only left side mounting possible for 3RH2 contactor relays

## Accessories for 3 Pole 3RT1 Contactors (S6 - S12)

Auxiliary Contact Blocks (S6 - S12)

Size	NO	NC	#NO	#NC	Type	Unit LP ₹	Std. pkg. (nos.)
<b>1 Pole Front mounted Auxiliary Contact blocks S6 - S12 (3RT1.5 ... 3RT1.7)</b>							
S6 - S12	1	-	-	-	3RH1921-1CA10	270.-	10
	-	1	-	-	3RH1921-1CA01		10
	-	-	1	-	3RH1921-1CD10	530.-	10
	-	-	-	1	3RH1921-1CD01		10
<b>2 Pole First Laterally mountable Auxiliary Contact blocks S6 - S12 (3RT1.5 ... 3RT1.7)</b>							
S6 - S12	2	-	-	-	3RH1921-1EA20	1140.-	1
	1	1	-	-	3RH1921-1EA11		1
	-	2	-	-	3RH1921-1EA02		1
<b>2 Pole Second Laterally mountable Auxiliary Contact blocks S6 - S12 (3RT1.5 ... 3RT1.7)</b>							
S6 - S12	2	-	-	-	3RH1921-1KA20	1140.-	1
	1	1	-	-	3RH1921-1KA11		1
	-	2	-	-	3RH1921-1KA02		1



# Delayed actuation

# Accessories for 3RT2 and 3RH2 Contactors (S00, S0, S2, S3)

## Surge suppressors

### Screw and spring terminals

Size	For Contactor	Version	AC Operation	DC Operation	Type	Unit LP ₹	Std. pkg. (nos.)
			Rated control supply voltage (U <sub>s</sub> )				
			V AC	V DC			
<b>for 3RH2 &amp; 3RT2 Size S00</b>							
S00	3RT2.1 & 3RH2.	Varistors (with LED)	24 ... 48	12 ... 24	■ 3RT2916-1JJ00	810.-	1
			48 ... 127	24 ... 70	■ 3RT2916-1JK00		1
			127 ... 240	70 ... 150	■ 3RT2916-1JL00		1
			--	150 ... 250	■ 3RT2916-1JP00		1
		RC Elements	24 ... 48	24 ... 70	■ 3RT2916-1CB00		1
			48 ... 127	70 ... 150	■ 3RT2916-1CC00		1
			127 ... 240	150 ... 250	■ 3RT2916-1CD00		1
		Diode assemblies	--	12 ... 250	■ 3RT2916-1EH00		1
		Diode with LED	--	24 ... 70	■ 3RT2916-1LM00		1
		Additional load modules	180 ... 255	--	■ 3RT2916-1GA00		1
<b>for 3RT2 Size S0</b>							
S0	3RT2.2	Varistors	24 ... 48	24 ... 70	■ 3RT2926-1BB00	1070.-	1
			48 ... 127	70 ... 150	■ 3RT2926-1BC00		1
			127 ... 240	150 ... 250	■ 3RT2926-1BD00		1
			240 ... 400	--	■ 3RT2926-1BE00		1
		RC Elements	24 ... 48	24 ... 70	■ 3RT2926-1CB00		1
			48 ... 127	70 ... 150	■ 3RT2926-1CC00		1
			127 ... 240	150 ... 250	■ 3RT2926-1CD00		1
			240 ... 400	--	■ 3RT2926-1CE00		1
		Diode assemblies	--	24	■ 3RT2926-1ER00		1
		--	30 ... 250	■ 3RT2926-1ES00	1		
Varistor with LED	127 ... 240	70 ... 150	■ 3RT2926-1JL00	1			
<b>for 3RT2 Size S2 &amp; S3</b>							
S2, S3	3RT2.3 3RT2.4	Varistors <sup>1)</sup>	24 ... 48	--	■ 3RT2936-1BB00	1260.-	1
			48 ... 127	--	■ 3RT2936-1BC00		1
			127 ... 240	--	■ 3RT2936-1BD00		1
			240 ... 400	--	■ 3RT2936-1BE00		1
			400 ... 600	--	■ 3RT2936-1BF00		1
		Diode assemblies	--	24	■ 3RT2936-1ER00		1
			--	30 ... 250	■ 3RT2936-1ES00		1
		Varistors with LED	127 ... 240	70 ... 150	■ 3RT2936-1JL00		1
<b>for 3RT2 Size S2 - RC Element</b>							
S2	3RT2.3	RC Elements	24 ... 48	24 ... 70	■ 3RT2936-1CB00	1260.-	1
			48 ... 127	70 ... 150	■ 3RT2936-1CC00		1
			127 ... 240	150 ... 250	■ 3RT2936-1CD00		1
			240 ... 400	--	■ 3RT2936-1CE00		1
<b>for 3RT2 Size S3 - RC Element</b>							
S3	3RT2.4	RC Elements	24 ... 48	24 ... 70	■ 3RT2946-1CB00	1260.-	1
			48 ... 127	70 ... 150	■ 3RT2946-1CC00		1
			127 ... 240	150 ... 250	■ 3RT2946-1CD00		1
			240 ... 400	--	■ 3RT2946-1CE00		1

1) In 3RT2 universal coil varistor is in-built

## Sealable Covers

Size	For Contactor	Type	Unit LP ₹	Std. pkg. (nos.)
S00, S0, S2, S3	3RT2 & 3RH2 <sup>®</sup>	3RT2916-4MA10	255.-	1 pack = 5 units

<sup>®</sup> Exception: Contactors and contactor relays auxiliary switch block mounted onto the front

## Safety main current connectors for 2 contactors

Size	For Contactor	Type	Unit LP ₹	Std. pkg. (nos.)
S00	3RT2	3RA2916-1A	1665.-	1
S0		3RA2926-1A		1
S2		3RA2936-1A		1

■ Stock items





## Accessories for 3RT2 and 3RH2 Contactors (S00, S0, S2, S3)

### Coil terminal modules for S0, S2, S3

Size	For Contactor	Type	Unit LP ₹	Std. pkg. (nos.)
Connection from top	3RT2	3RT2926-4RA11	465.-	1
Connection from below		3RT2926-4RB11		1
Connection diagonally		3RT2926-4RC11		1



### Coupling links for control by PLC

for mounting onto the coil terminals of the contactors

Size	For Contactor	Mounting	Type	Unit LP ₹	Std. pkg. (nos.)
S0	3RT2.2	onto the coil terminals of the contactors	3RH2924-1GP11	2500.-	1
S00, S0, S2, S3	3RT2	onto the contactors	3RH2914-1GP11	2555.-	1



### LED modules for indicating the contactor function

Size	For Contactor	Type	Unit LP ₹	Std. pkg. (nos.)
S00 - S3	3RT2	3RT2926-1QT00	850.-	1 pack = 5 units



### Links for paralleling

Size	For Contactor	Version	Max. Conductor cross-sections mm <sup>2</sup>	Type	Unit LP ₹	Std. pkg. (nos.)
S00	3RT20 1	3-Pole with connection terminal	25 (stranded)	3RT1916-4BB31	565.-	1
S0	3RT20 2		50 (stranded)	3RT2926-4BB31	965.-	1
S2	3RT20 3		120 (stranded)	3RT1936-4BB31	1125.-	1
S3	3RT20 4		185 (stranded)	3RT1946-4BB31	3085.-	1
S00	3RT23 1 & 3RT25 1	4-Pole with connection terminal	25 (stranded)	3RT1916-4BB41	850.-	1



### Screw adapters for easy screw fixing

2 units required per contactor

Size	Type	Unit LP ₹	Std. pkg. (nos.)
S0	3RT1926-4P	35.-	1 pack = 10 units



### OFF-Delay Devices

Size	Rated control supply voltage U <sub>s</sub> V	Type	Unit LP ₹	Std. pkg. (nos.)
3RT2. 1, 3RT2. 2, 3RH2. . .-1BF40	110 AC/DC	3RT2916-2BK01	5685.-	1
3RT2. 1, 3RT2. 2, 3RH2. . .-1BM40	220 / 230 AC/DC	3RT2916-2BL01		1
3RT2. 1, 3RT2. 2, 3RH2. . .-1BB40	24 DC	3RT2916-2BE01		1



### Mechanical latching blocks

Size	For Contactor	Rated control supply voltage U <sub>s</sub> V	Type	Unit LP ₹	Std. pkg. (nos.)
S0	3RT2.2	24 AC/DC	3RT2926-3AB31	3615.-	1
		110 AC/DC	3RT2926-3AF31		1
		230 AC/DC	3RT2926-3AP31		1



## Accessories for 3RT2 and 3RH2 Contactors (S00, S0, S2, S3)



### Solid state timer block

for snapping onto the front (S00, S0, S2, S3)

Function	For contactors	Auxiliary contacts	Rated control supply voltage $U_c$ , 50/60 Hz V	Time setting range $t$ Sec	Type*	Unit LP ₹	Std. pkg. (nos.)
<b>On-Delay</b> (Varistor integrated)	3RT2 3RH21 3RH24	1CO	24 ... 240 VAC/DC	0.05 ... 100	3RA2813-1AW10	5715.-	1
		1NO + 1NC			3RA2813-1FW10		1
<b>OFF-Delay</b> without auxiliary voltage (Varistor integrated)		1CO	24 ... 240 VAC/DC	0.05 ... 100	3RA2815-1AW10	6820.-	1
		1NO + 1NC			3RA2815-1FW10		1
<b>OFF-Delay</b> with auxiliary voltage (Varistor integrated)		1CO	24 ... 240 VAC/DC	0.05 ... 100	3RA2814-1AW10	7760.-	1
		1NO + 1NC			3RA2814-1FW10		1

### Solid state timer block with semiconductor output

for snapping onto the front (S00, S0)

Function	For contactors#	Auxiliary contacts	Rated control supply voltage $U_c$ , 50/60 Hz V	Time setting range $t$ Sec	Type*	Unit LP ₹	Std. pkg. (nos.)
<b>On-Delay</b> (Varistor integrated)	3RT2 3RH21 3RH24	–	24 ... 240 VAC/DC	0.05 ... 100	3RA2811-1CW10	6215.-	1
<b>OFF-Delay</b> with auxiliary voltage		–			24 ... 240 VAC/DC	0.05 ... 100	3RA2812-1DW10

# Cannot be fitted onto coupling relays. Also available for 3RT2 S2 & S3 on request

Version	SIRIUS function modules		SIRIUS function modules for IO-Link		SIRIUS function modules for AS-Interface	
	A	Unit LP ₹	B	Unit LP ₹	C	Unit LP ₹
Direct on line starting (S00, S0, S2, S3)	*Pls refer above table for type reference <b>(Solid state timer block with semiconductor output)</b>		3RA2711-1AA00*	5980.-	3RA2712-1AA00*	6575.-
Reversing starting (S00, S0, S2, S3)	for complete feeder refer page no. 23-24		3RA2711-1BA00*	11275.-	3RA2712-1BA00*	12395.-
Star delta starting (S00, S0, S2, S3)	3RA2816-0EW20	11820.-	3RA2711-1CA00*	17455.-	3RA2712-1CA00*	19255.-

\*For ordering with spring type terminals, please replace 8th digit from '1' to '2'

## Accessories for 3 Pole, 3RT2 & 3RT1 Contactors

### Surge Suppressor for 3Pole 3RT1 (S6..S12)

Size	Version	AC Operation	DC Operation	Type	Unit LP ₹	Std. pkg. (nos.)
		Rated control supply voltage (U <sub>c</sub> )				
		V AC	V DC			
S6, S10, S12	RC Elements*	24 ... 48	24 ... 70	3RT1956-1CB00	2190.-	1
		48 ... 127	70 ... 150	3RT1956-1CC00		1
		127 ... 240	150 ... 250	3RT1956-1CD00		1
		240 ... 400	–	3RT1956-1CE00		1
		400 ... 600	–	3RT1956-1CF00		1



Contactors coils (Size S6 to S12) comes with in-built varistor  
\* for connecting to with-drawable coils with screw terminal type connection

### Box terminal blocks

Size	For Contactor	Version	Type	Unit LP ₹	Std. pkg. (nos.)
S6	3RT105	For round and ribbon cables (Upto 70 mm <sup>2</sup> )	3RT1955-4G	2105.-	1
		For round and ribbon cables (Upto 120 mm <sup>2</sup> )	3RT1956-4G	2980.-	1
		Auxiliary conductor connection for box terminals	3TX7500-0A	1180.-	1
S10 / S12	3RT106 & 3RT107	Upto 240 mm <sup>2</sup> with auxiliary conductor connection	3RT1966-4G	8430.-	1



### Covers

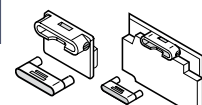
#### Terminal covers for box terminals

Size	For Contactor	Version	Type	Unit LP ₹	Std. pkg. (nos.)
S3	3RT204	3 Pole	3RT2946-4EA2	700.-	1
S6	3RT105	Length of 25 mm	3RT1956-4EA2	1125.-	1
S10 / S12	3RT106 & 3RT107	Length of 30 mm	3RT1966-4EA2	1980.-	1
Terminal covers for cable lugs and busbar connection					
S3	3RT204	Length of 55 mm	3RT1946-4EA1	1005.-	1
S6	3RT105	Length of 100 mm	3RT1956-4EA1	1920.-	1
S10 / S12	3RT106 & 3RT107	Length of 120 mm	3RT1966-4EA1	2535.-	1
Busbar cover between contactor and 3RB2 overload relay or wiring module for contactor assemblies					
S10 / S12	3RT106 & 3RT107	Length of 42 mm	3RT1966-4EA3	1685.-	1
For busbar cover of the flat line connectors for reversing and wye-delta assemblies					
S6	3RT105	Length of 38 mm	3RT1956-4EA4	1550.-	1



#### Sealable Covers

Size	For Contactor	Type	Unit LP ₹	Std. pkg. (nos.)
S6, S10, S12	3RT105, 3RT106 & 3RT107	3RT1926-4MA10	115.-	1 pack = 5 units



## Accessories for 3 Pole, 3RT2 & 3RT1 Contactors

### Links for paralleling

Size	For Contactor	Version	Type	Unit LP ₹	Std. pkg. (nos.)
S3	3RT204	3-Pole with through hole (Star Jumpers)	3RT1946-4BB31	3085.-	1
S6	3RT1		3RT1956-4BA31	1685.-	1
S10 / S12	3RT1		3RT1966-4BA31	2245.-	1



## Accessories for 3RT12

Description	Type	Unit LP ₹	Std. pkg. (nos.)
<b>Line voltage surge suppressors</b>			
upto 690V AC	3RT1966-1PV3	10075.-	1
upto 1000V AC	3RT1966-1PV4	14720.-	1
<b>Auxiliary contact blocks</b>			
second, 2NO	3RH1921-1KA20	1140.-	1
second, 1NO+1NC	3RH1921-1KA11		1
second, 2NC	3RH1921-1KA02		1
Mechanical interlock mechanism	3RA1954-2A	3250.-	1
<b>Coil surge suppressor</b>			
RC element, for 110V-127V coil	3RT1956-1CC00	2190.-	1
RC element, for 220V-240V coil	3RT1956-1CD00		1

## Accessories for 4 Pole Contactor - 3RT23 / 3RT13

### Mechanical interlock for 3RT23

Contactor size	Type	Description	Unit LP ₹	Std. pkg. (nos.)
S00-S00	3RA2912-2H	Mechanical interlock & 2 Connecting Clips	565.-	1
S0-S0	3RA2922-2H	Mechanical interlock & 2 Connecting Clips	565.-	1
S2-S2 <sup>1)</sup>	3RA2934-2B	Mechanical interlock	640.-	1
	3RA2932-2G	2x Connecting Clips	315.-	10
S3-S3 <sup>1)</sup>	3RA2934-2B	Mechanical interlock	640.-	1
	3RA2942-2G	2x Connecting Clips	360.-	10

1) for 3RT23 S2 & S3 reversing combination both Mechanical interlock & 2x Connecting Clips need to be ordered

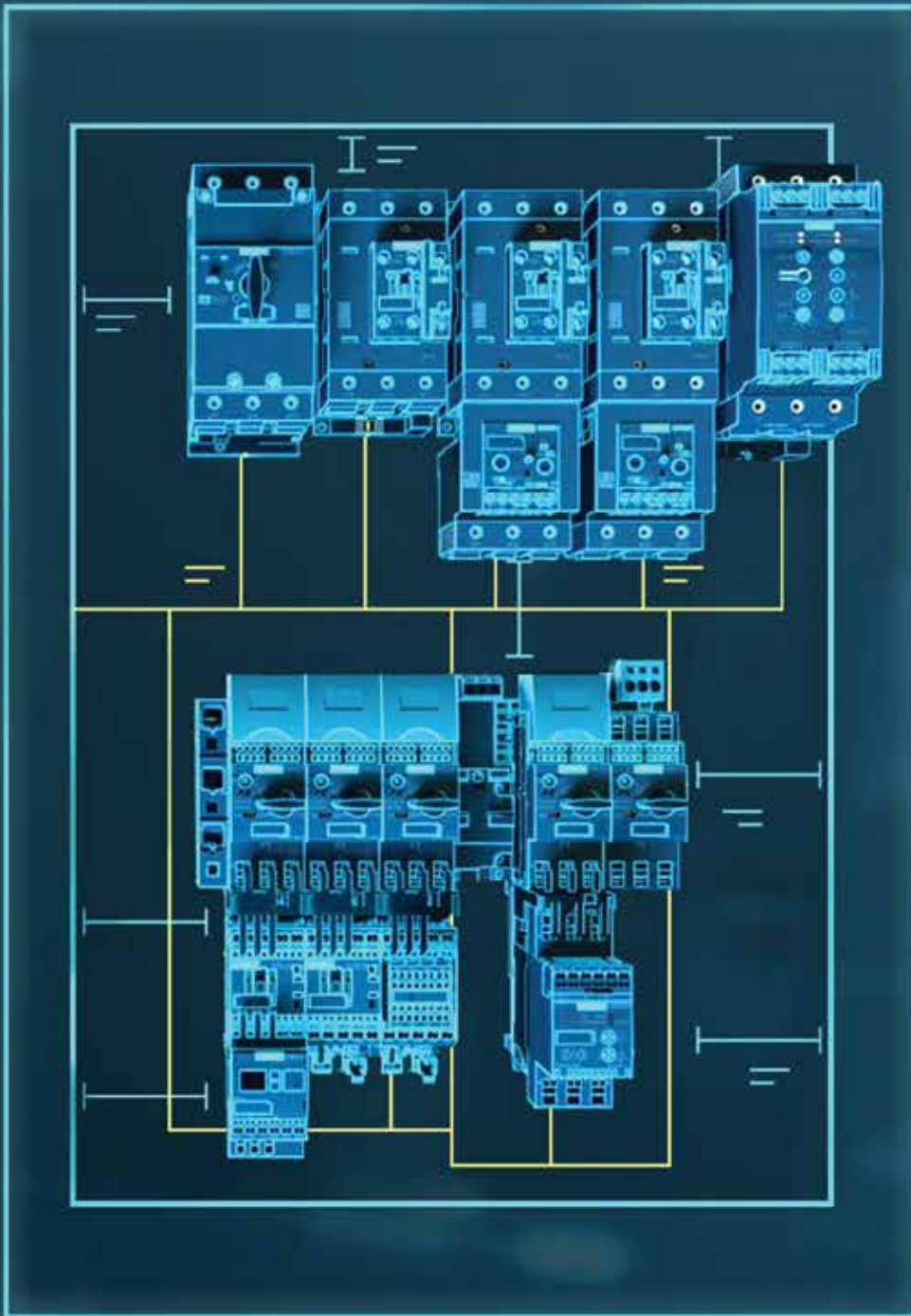
### Mechanical interlock for 3RT13

Contactor size	Type	Description	Unit LP ₹	Std. pkg. (nos.)
S6-S6	3RA1954-3A	Mechanical interlock for 3RT13	3250.-	1
S10-S10				
S12-S12				

### Terminal Covers for 3RT13

Contactor size	Type	Description	Unit LP ₹	Std. pkg. (nos.)
S6	3RT1956-4EB10	for 3RT135..	2840.-	1
S10	3RT1966-4EB10	for 3RT136..		
S12	3RT1976-4EB10	for 3RT13..		





**Save up to 30%**  
more space using compact  
switching devices

[www.siemens.com/SIRIUS](http://www.siemens.com/SIRIUS)

**SIEMENS**





















## 3RA Load Feeders



### Direct On-Line Starters

For snapping onto standard mounting rails or for screw mounting

Size of MPCB / contactor	MPCB	+	Contactor	+	Link module	+	Standard mounting rail adaptor	Final Assembled Unit
S00 / S00	 3RV2	+	 3RT2 AC and DC coil	+	 3RA1921-1DA00	+	Not required	
(S00, S0) / S0	 3RV2	+	 3RT2 AC coil	+	 3RA2921-1AA00 3RA2921-1BA00	+	Not required	
S2 / S2	 3RV2	+	 3RT2 AC and DC coil	+	 3RA2931-1AA00	+	 3RA2932-1AA00 (Optional)	
S3 / S3	 3RV2	+	 3RT2 AC and DC coil	+	 3RA1941-1AA00	+	 3RA2942-1AA00	

**Link modules, single-unit packaging** – For mechanical and electrical connection between contactor and motor protection circuit-breaker with screw terminals

Method of operation	Size of contactor	Size of MPCB	Type	Unit LP ₹	Std. pkg. (nos.)
AC/DC	S00	S00	3RA1921-1DA00	600.-	1
	S2	S2	3RA2931-1AA00	1970.-	1
	S3	S3	3RA1941-1AA00	2025.-	1
AC	S0	S00/S0	3RA2921-1AA00	600.-	1
DC	S0	S00/S0	3RA2921-1BA00	600.-	1

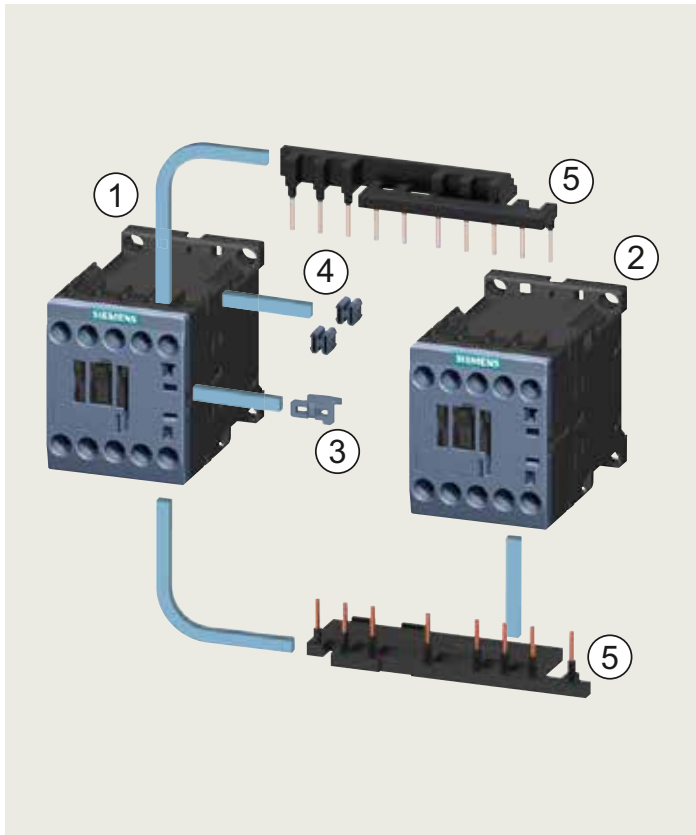
**Standard mounting rail adaptor**

Size of MPCB	Size of contactor	Type	Unit LP ₹	Std. pkg. (nos.)
S2	S2	3RA2932-1AA00	2045.-	1
S3	S3	3RA2942-1AA00	2805.-	1

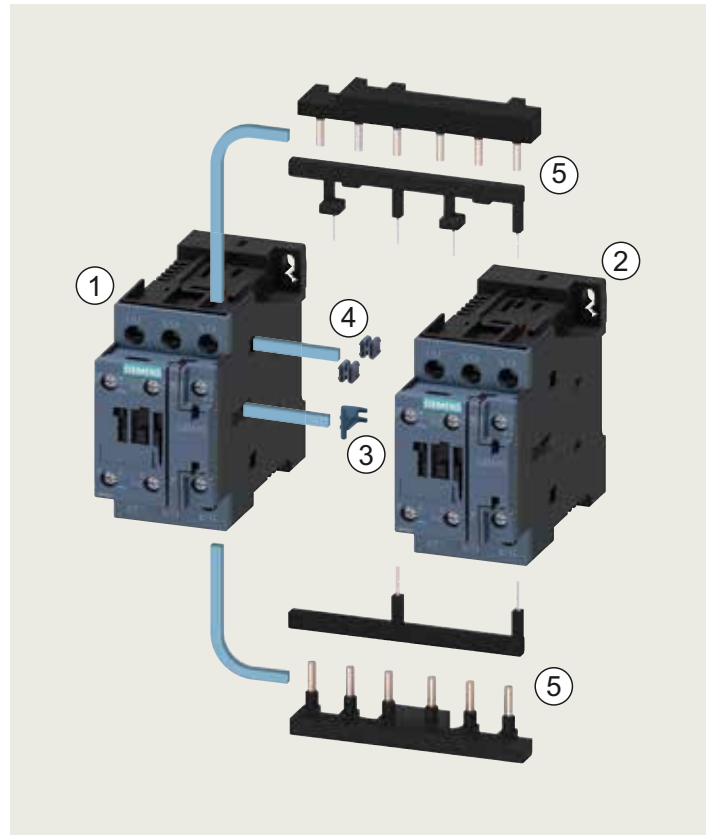
## Accessories for 3RT2 Contactors

S00, S0 - Mechanical Interlock & Installation kit for reversing contactors

S00 - S00



S0 - S0



### Individual Components

- ① ② Power Contactor Size S00 - S00 or S0 - S0
- ③ Lateral mounted mechanical interlock
- ④ 2 Nos Connecting clips for two contactors
- ⑤ Wiring modules on the top & bottom

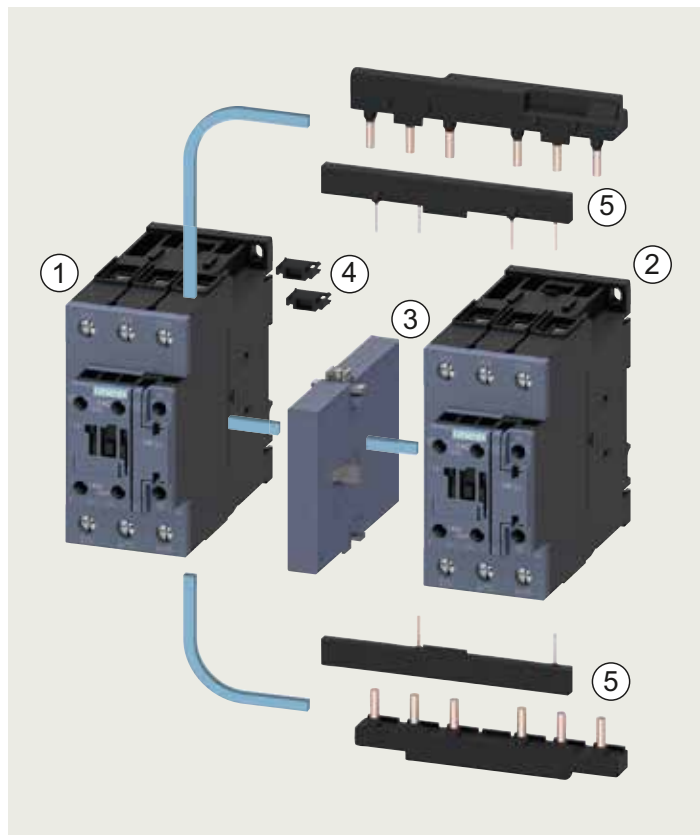
S. No.	Description	Contactor Size	Type*	Unit LP ₹ (per unit / set)	Std. pkg. (nos.)
3, 4, 5	<u>Assembly Kit</u> Each kit contains: Mechanical interlock, 2 Connecting clips for 2 contactors, wiring modules on the top & bottom	S00-S00	3RA2913-2AA1	1150.-	1 Unit
		S0-S0	3RA2923-2AA1	1725.-	
3, 4	Each set contains: Mechanical interlock & 2 Connecting clips	S00-S00	3RA2912-2H	565.-	1 pack (1 pack = 10 Sets)
		S0-S0	3RA2922-2H	565.-	

\* For ordering installation kit with spring type terminals please replace last digit from '1' to '2'



## Accessories for 3RT2 Contactors

S2 - S2 or S3 - S3 - Mechanical Interlock & Assembly kit for reversing contactors




### Individual Components

- ① ② Power Contactor Size S2 - S2 or S3 - S3
- ③ Lateral mounted mechanical interlock
- ④ 2 Nos Connecting clips for two contactors
- ⑤ Wiring modules on the top & bottom

S. No.	Description	Contactor Size	Type	Unit LP ₹ (per unit / set)	Std. pkg. (nos.)
4, 5	<b>Assembly Kit</b> Each kit contains: • Two connecting clips for two contactor • Wiring modules on the top & bottom for connecting the main and auxiliary current paths	S2 - S2	3RA2933-2AA1	1905.-	1 Unit
		S3 - S3	3RA2943-2AA1	3805.-	1 Unit
3	Mechanical interlock	S2 - S2	3RA2934-2B	640.-	1 Unit
		S3 - S3			
4	Connecting Clips for 3 Pole Contactors Two connectors for two contactors	S2 - S2	3RA2932-2C	315.-	10 Unit
		S3 - S3	3RA2932-2D	315.-	

\* Assembly kit only available for 3 Pole contactors only



4, 5



3

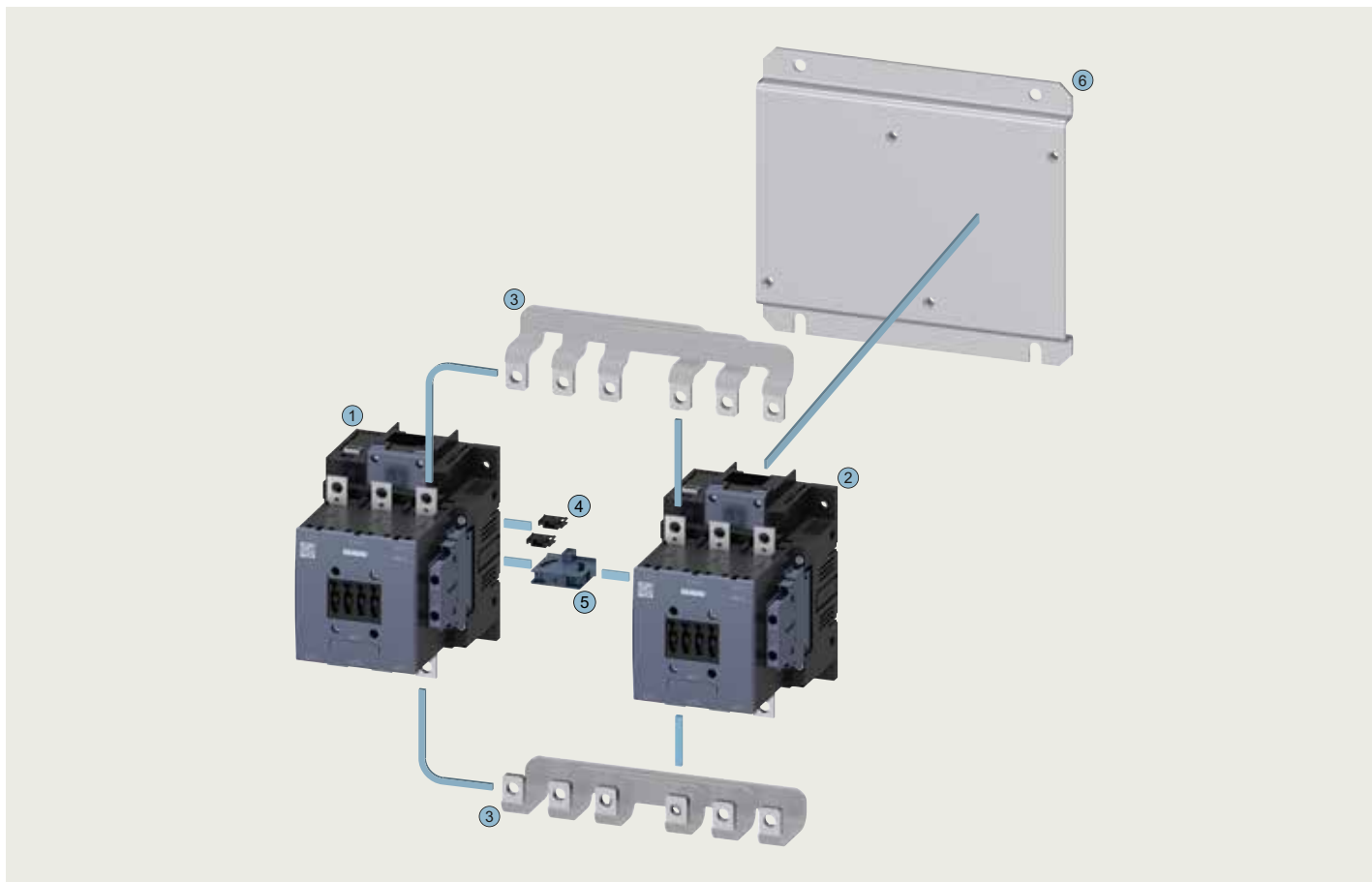


4



## Accessories for 3RT1 Contactors

S6 - S6 - Mechanical Interlock & Installation kit for reversing contactors



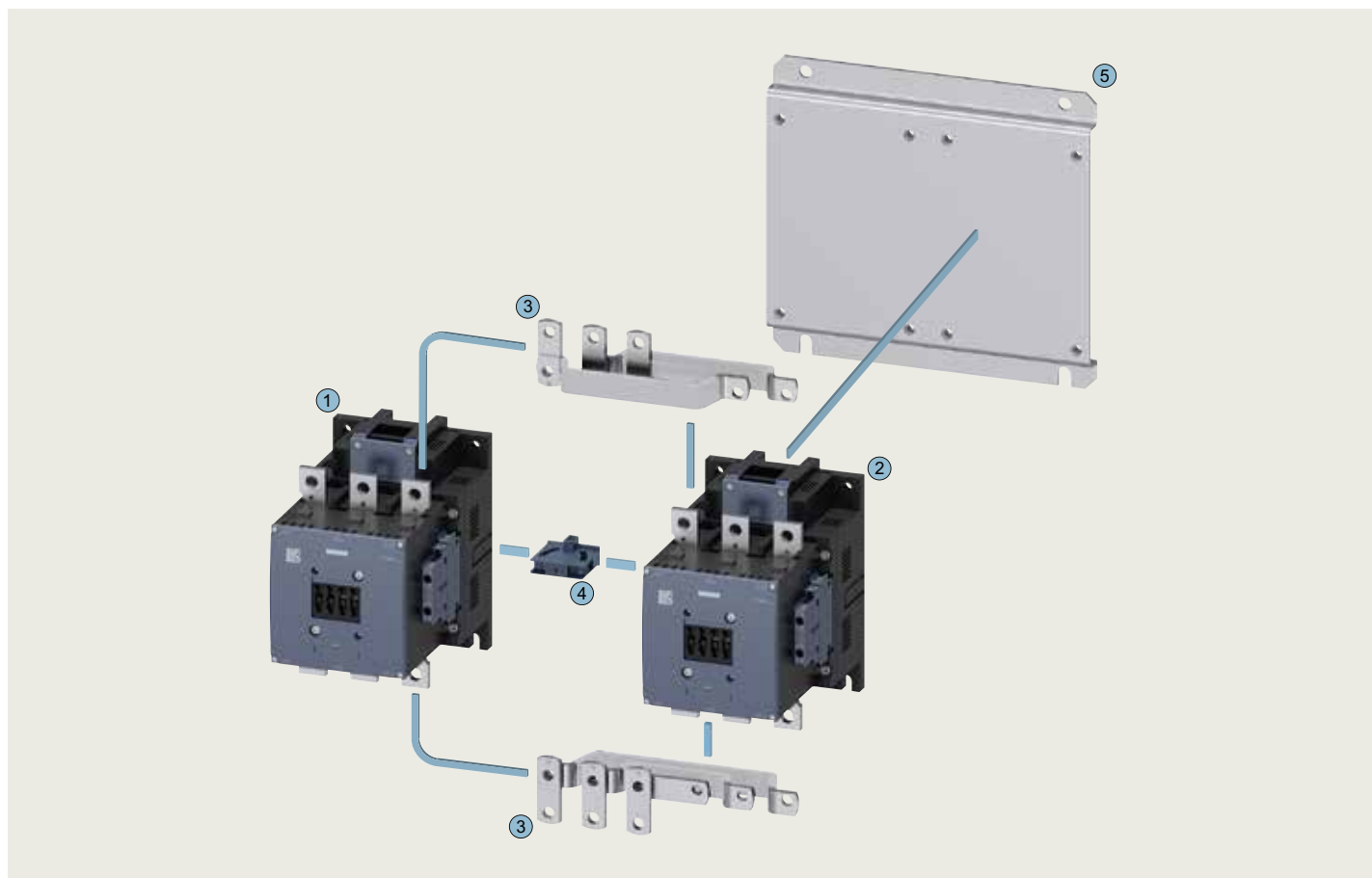
### Individual Components

- ① ② Power Contactor Size S6 - S6
- ③ Assembly Kit
- ④ Two connectors for two contactors
- ⑤ Mechanical interlock
- ⑥ Base plate for reversing contactor assemblies

S. No.	Description	Contactor Size	Type	Unit LP ₹ (per unit / set)	Std. pkg. (nos.)
3	<u>Assembly Kit</u> Each kit contains: • Wiring modules on the top & bottom for <u>contactors without box terminals</u> for connecting the main and auxiliary current paths, electrical interlock included (NC Contact interlock)	S6 - S6	3RA1953-2A	26290.-	1 Unit
4	Two connectors for two contactors	S6 - S6	3RA1932-2D	300.-	1 Pack (1 pack = 10 sets)
5	Mechanical interlock	S6 - S6	3RA1954-2A	3250.-	1 Unit
6	Base plate for reversing contactor assemblies	S6 - S6	3RA1952-2A	4910.-	1 Unit

## Accessories for 3RT1 Contactors

S10 - S10 or S12 - S12 - Mechanical Interlock & Installation kit for reversing contactors



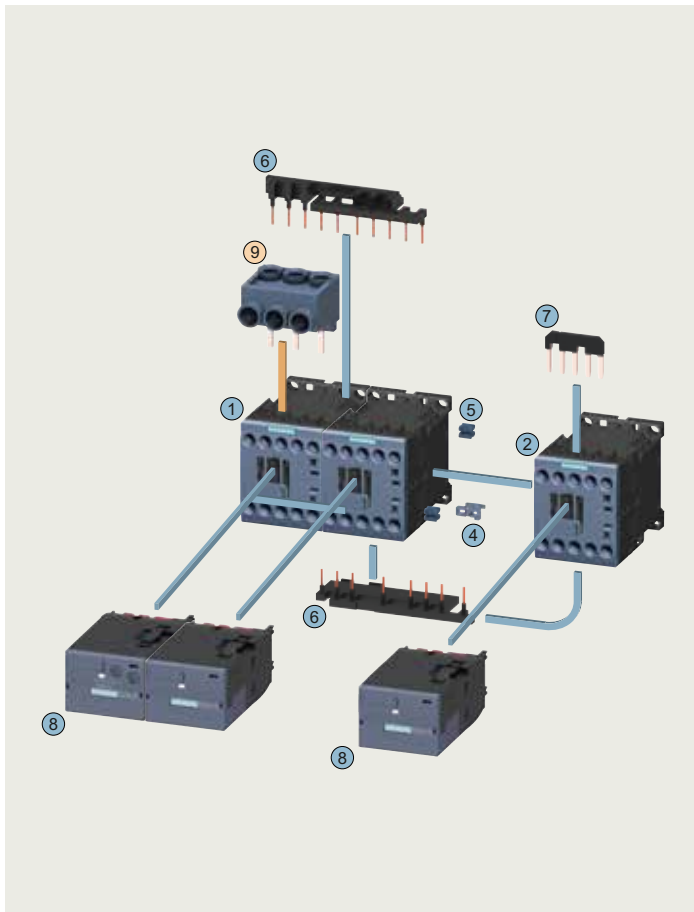
### Individual Components

- ① ② Power Contactor Size S10 - S10 or S12 - S12
- ③ Assembly Kit
- ④ Mechanical interlock
- ⑤ Base plate for reversing contactor assemblies

S. No.	Description	Contactor Size	Type	Unit LP ₹ (per unit / set)	Std. pkg. (nos.)
3	<u>Assembly Kit</u> Each kit contains: • Wiring modules on the top & bottom for <u>contactors without box terminals</u> for connecting the main and auxiliary current paths, electrical interlock included (NC Contact interlock)	S10 - S10	3RA1963-2A	28030.-	1 Unit
		S12 - S12	3RA1973-2A	29790.-	1 Unit
4	Mechanical interlock	S10 - S10	3RA1954-2A	3250.-	1 Unit
		S12 - S12			
5	Base plate for reversing contactor assemblies	S10 - S10	3RA1962-2A	7365.-	1 Unit
		S12 - S12	3RA1972-2A	8590.-	1 Unit

## Accessories for 3RT2 Contactors

S00-S00-S00 - Mechanical Interlock & Installation kit for star delta contactor assembly



### Individual Components

- ① ② ③ Power Contactors:  
Line: S00  
Delta: S00  
Star: S00

### Assembly kit : ④ ... ⑦

- ④ Mechanical interlock
- ⑤ 4 Nos Connecting clips for contactors
- ⑥ Wiring modules on the top & bottom for connecting the main and the control path
- ⑦ Star Jumper
- ⑧ Function Module for Star-Delta
- ⑨ 3-phase feeder terminal

S. No.	For Contactor	Description	Type	Unit LP ₹	Std. pkg. (nos.)
4...7	3RT20 1	<b>Assembly Kit</b> Each kit contains: Mechanical interlock 4 Connecting clips, wiring modules on the top & bottom, Star jumper	■ 3RA2913-2BB1*	1175.-	1 Unit
8	3RT20 1	Function module	■ 3RA2816-0EW20	11820.-	1 Unit
9	3RT20 1	3-phase feeder terminal (for Screw type contactors only)	■ 3RA2913-3K	855.-	5 Unit

\* For ordering installation kit with spring type terminals please replace last digit from '1' to '2'



4...7



8



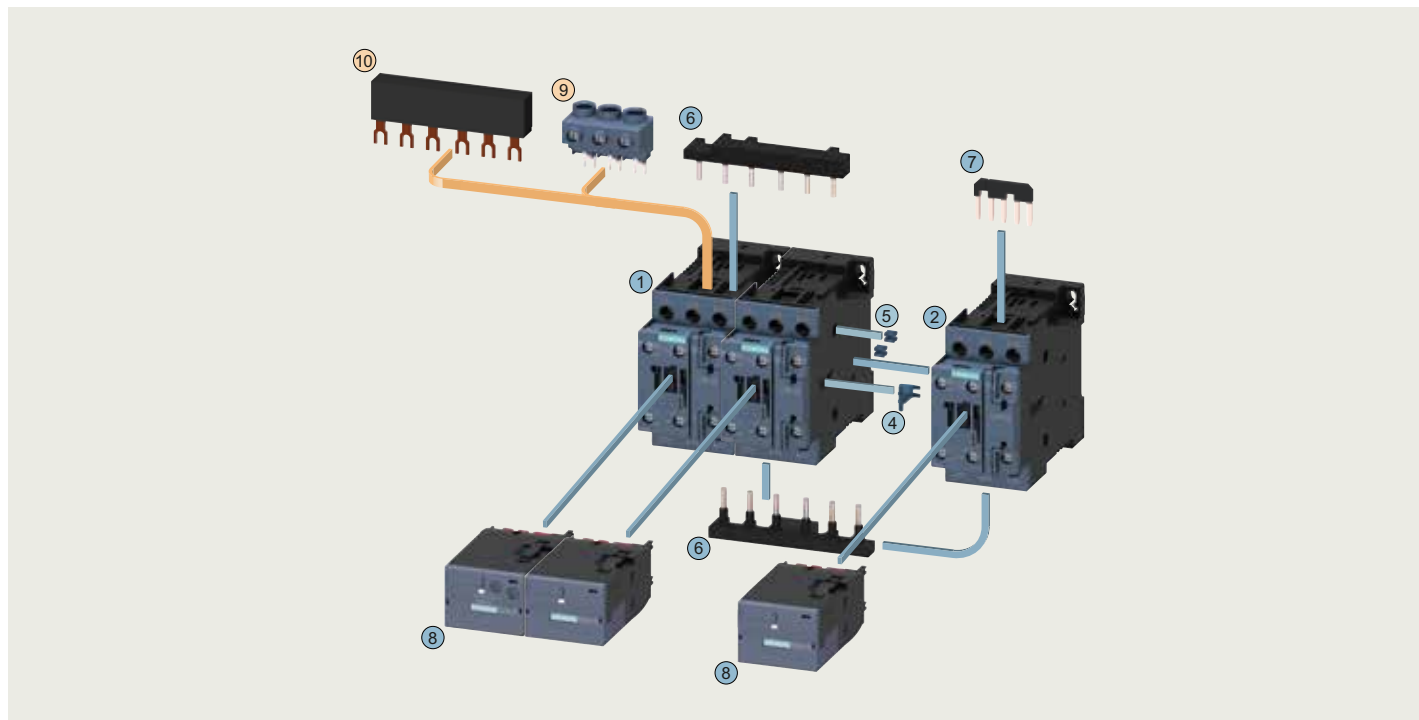
9

■ Stock items

LP - List Price

# Accessories for 3RT2 Contactors

## S0-S0-S0 - Mechanical Interlock & Installation kit for star delta contactor assembly



**Individual Components**

- ① ② ③ Power Contactors:  
Line: S0  
Delta: S0  
Star: S0
- ④ Mechanical interlock
- ⑤ 4 Nos Connecting clips for contactors
- ⑥ Wiring modules on the top & bottom for connecting the main and the control path
- ⑦ Star Jumper
- ⑧ Function Module for Star-Delta
- ⑨ 3-phase feeder terminal
- ⑩ 3-phase busbar

**Assembly kit : ④ ... ⑦**

S. No.	For Contactor	Description	Type	Unit LP ₹	Std. pkg. (nos.)
4...7	3RT20 2	Installation Kit Each kit contains: Mechanical interlock 4 Connecting clips, wiring modules on the top & bottom, Star jumper	■ 3RA2923-2BB1*	1875.-	1 Unit
8	3RT20 2	Function module	■ 3RA2816-0EW20	11820.-	1 Unit
9	3RT20 2	3-phase feeder terminal (for Screw type contactors only)	■ 3RV2925-5AB	1955.-	1 Unit
10	3RT20 2	3-phase busbar (for Screw type contactors only)	■ 3RV1915-1AB	1655.-	1 Unit

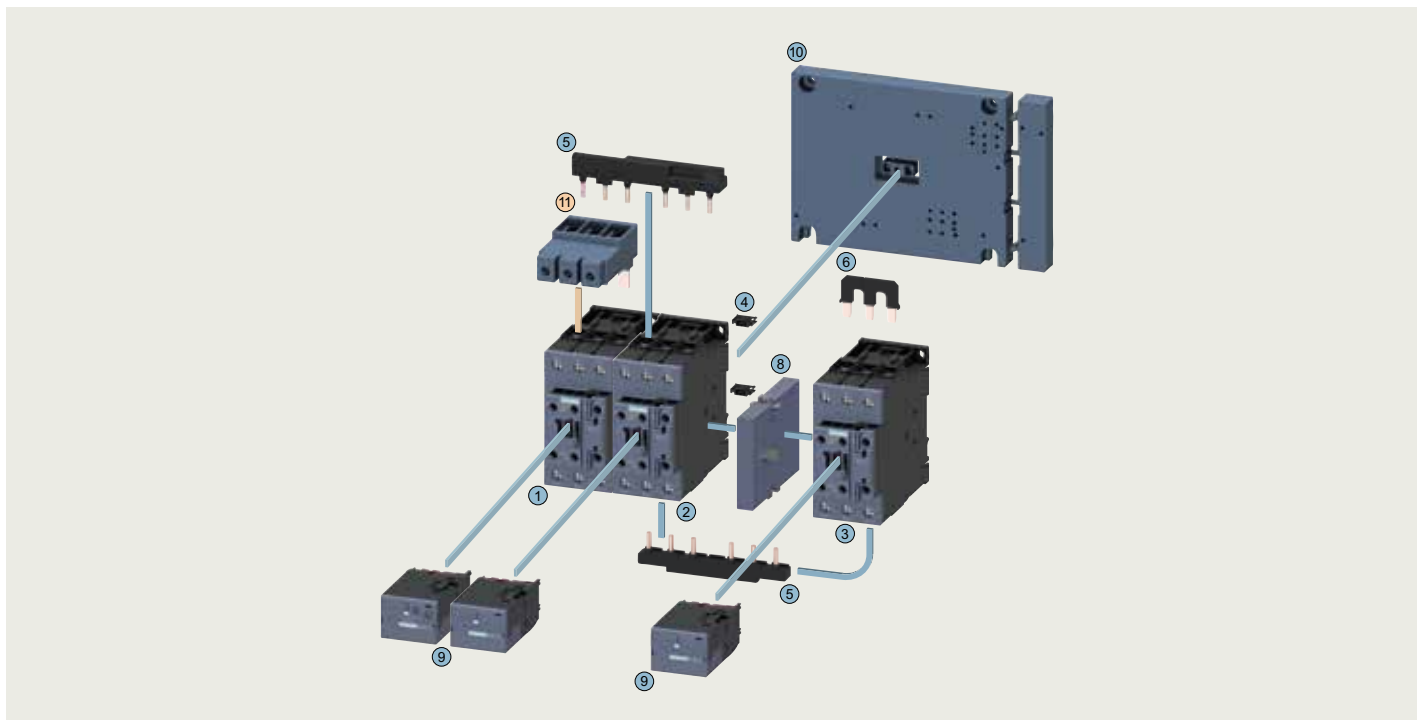
\* For ordering installation kit with spring type terminals please replace last digit from '1' to '2'



■ Stock items

## Accessories for 3RT2 Contactors

### S2-S2-S0/S2 - Mechanical Interlock & Installation kit for star delta contactor assembly




The figure shows the version with screw terminals in S2-S2-S2

#### Individual Components

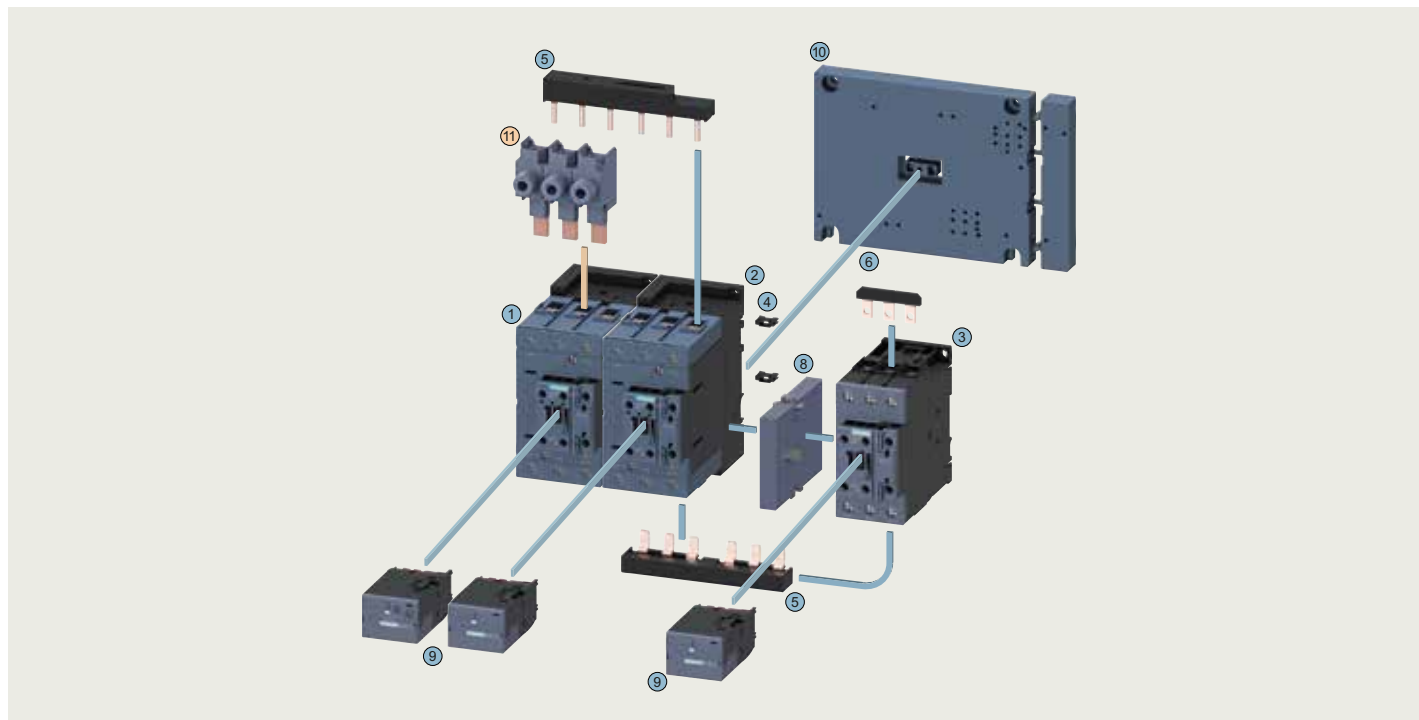
- ① ② ③ Contactors
- ④ ... ⑦ Assembly kit comprising:  
S2-S2-S2: 3RA2933-2BB1  
S2-S2-S0: 3RA2933-2C
- ④ Connectors for three contactors
- ⑤ Wiring modules on top and bottom for connecting the main and auxiliary circuits
- ⑥ Star jumper
- ⑦ Cable for connecting the A2 coil contact from the line contactor with the A2 coil contact of the delta contactor (not shown in the drawing)
- ⑧ Mechanical interlock
- ⑨ Function modules for star-delta (wye-delta)
- ⑩ Base plate star-delta
- ⑪ 3-phase feeder terminal

S. No.	For Contactor	Type	LP ₹ (per unit / set)	Std. pkg. (nos.)
10	Base plate	3RA2932-2F	2435.-	1 Unit
8	Mechanical interlock, lateral	3RA2934-2B	640.-	1 Unit
4...7	Assembly Kit: S2-S2-S2	3RA2933-2BB1	2845.-	1 Unit
	Assembly Kit: S2-S2-S0	3RA2933-2C	2090.-	1 Unit
9	Functional Module	3RA2816-0EW20	11820.-	1 Unit



## Accessories for 3RT2 Contactors

### S3-S3-S2/S3 - Mechanical Interlock & Installation kit for star delta contactor assembly




The figure shows the version with screw terminals in S3-S3-S2

#### Individual Components

- ① ② ③ Contactors
- ④ ... ⑦ Assembly kit comprising:  
S3-S3-S3: 3RA2943-2BB  
S3-S3-S2: 3RA2943-2C
- ④ Connectors for three contactors
- ⑤ Wiring modules on top and bottom for connecting the main and auxiliary circuits
- ⑥ Star jumper
- ⑦ Cable for connecting the A2 coil contact from the line contactor with the A2 coil contact of the delta contactor (not shown in the drawing)
- ⑧ Mechanical interlock
- ⑨ Function modules for star-delta (wye-delta)
- ⑩ Base plate star-delta
- ⑪ 3-phase feeder terminal

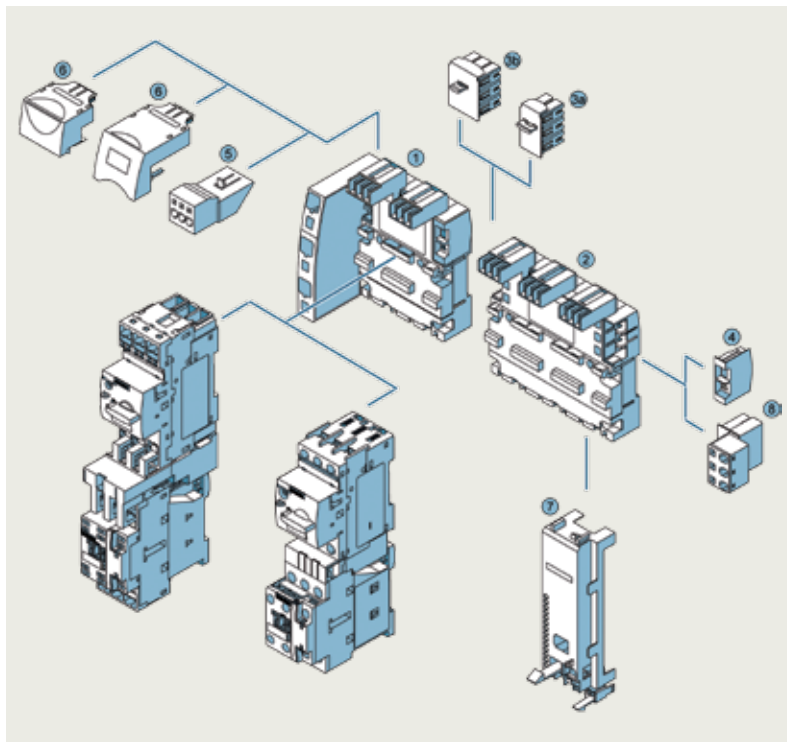
S. No.	For Contactor	Type	LP ₹ (per unit / set)	Std. pkg. (nos.)
10	Base plate	3RA2942-2F	3405.-	1 Unit
8	Mechanical interlock, lateral	3RA2934-2B	640.-	1 Unit
4...7	Assembly Kit: S3-S3-S3	3RA2943-2BB1	2620.-	1 Unit
	Assembly Kit: S3-S3-S2	3RA2943-2C	2900.-	1 Unit
9	Functional Module	3RA2816-0EW20	11820.-	1 Unit



■ Stock items

# 3RV29 Infeed system

The 3RV29 infeed system is a convenient means of energy supply and distribution for a group of several motor starter protectors or complete load feeders with a screw or spring-type connection in sizes S00 and S0.



### Individual Components

- ① 3-phase busbar with infeed
- ② 3-phase busbar for system expansion
- ③a Expansion plug
- ③b Extra-wide expansion plug
- ④ End cover
- ⑤ Terminal block for device infeed
- ⑥ Plug-in connector
- ⑦ Contactor base
- ⑧ Terminal block

- Maximum current carrying capacity of 63 A
- Enables the integration of MPCB's, 1-phase, 2-phase and 3-phase components such as 5SY miniature circuit breakers or SIRIUS relay components.
- Approved in accordance with IEC to 500 V.
- UL-approved and authorized for Type E starter and Type F starter.

Legend	Type of accessory	Version	For 3RV20, 3RV23, 3RV24 MPCB only	Type	Unit LP ₹	Std. pkg. (nos.)
①*	Three-phase busbars with infeed (incl. 3RV2917-6A end cover)	For 2 motor starter protectors with screw or spring-type terminals With infeed on the left	S00, S0	3RV2917-1A	2555.-	1
		For 2 motor starter protectors with screw or spring-type terminals With infeed on the Right	S00, S0	3RV2917-1E	2555.-	1
②+	Three-phase busbars for system expansion (incl. 3RV2917-5BA00 expansion plug )	For 2 motor starter protectors with screw or spring-type terminals	S00, S0	3RV2917-4A	1540.-	1
		For 3 motor starter protectors with screw or spring-type terminals	S00, S0	3RV2917-4B	2055.-	1
③+	Expansion Plug (as spare part)			3RV2917-5BA00	520.-	1
	Extra-wide expansion plugs (as accessory)			3RV2917-5E	1155.-	1
④+	End covers ( as spare part)			3RV2917-6A	65.-	10
⑤+	Terminal blocks	for device infeed		3RV2917-5FA00	1755.-	1
⑥*	Plug-in connectors to make contact with motor starter protectors	For spring-type terminals	S00	3RV2917-5AA00	450.-	1
			S0	3RV2927-5AA00	450.-	1
		For Screw-type terminals	S00	3RV2917-5CA00	450.-	1
			S0	3RV1927-5AA00	540.-	1
⑦^	Contactor bases for mounting direct-on-line or reversing starters	For contactors	contactors S00, S0	3RV2927-7AA00	375.-	1
⑧+	Terminal blocks	for integration of single-phase, two-phase and three-phase components		3RV2917-5D	1845.-	1

\* Required      + Optional      ^ Required for Reversing DOL

## Reversing Contactor Assemblies - 3RA23



### Screw terminals

Size	AC-3 operational current I <sub>e</sub> upto 415V A	Motor rating at 415V, 50Hz kW	AC Coil				DC Coil			
			Rated control supply voltage U <sub>s</sub> at 50/60Hz V AC	Type*	Unit LP ₹	Std. pkg. (nos.)	Rated control supply voltage U <sub>s</sub> V DC	Type*	Unit LP ₹	Std. pkg. (nos.)
S00	7	3	230	3RA2315-8XB30-1AP0	7060.-	1	24	3RA2315-8XB30-1BB4	9365.-	1
	9	4	230	3RA2316-8XB30-1AP0	7445.-	1	24	3RA2316-8XB30-1BB4	10125.-	1
	12	5.5	230	3RA2317-8XB30-1AP0	7785.-	1	24	3RA2317-8XB30-1BB4	11320.-	1
	16	7.5	230	3RA2318-8XB30-1AP0	9220.-	1	24	3RA2318-8XB30-1BB4	12175.-	1
S0	12	5.5	230	3RA2324-8XB30-1AL2	9215.-	1	24	3RA2324-8XB30-1BB4	11340.-	1
	17	7.5	230	3RA2325-8XB30-1AL2	9425.-	1	24	3RA2325-8XB30-1BB4	13005.-	1
	25	11	230	3RA2326-8XB30-1AL2	11370.-	1	24	3RA2326-8XB30-1BB4	17240.-	1
	32	15	230	3RA2327-8XB30-1AL2	20850.-	1	24	3RA2327-8XB30-1BB4	33765.-	1
S2	38	18.5	230	3RA2328-8XB30-1AL2	29250.-	1	24	3RA2328-8XB30-1BB4	38180.-	1
	50	22	230	3RA2336-8XB30-1AL2	32975.-	1	20...33	3RA2336-8XB30-1NB3 <sup>€</sup>	50735.-	1
	65	30	230	3RA2337-8XB30-1AL2	44175.-	1	20...33	3RA2337-8XB30-1NB3 <sup>€</sup>	56705.-	1
S3	80	37	230	3RA2338-8XB30-1AL2	55505.-	1	20...33	3RA2338-8XB30-1NB3 <sup>€</sup>	67210.-	1
	95	45	230	3RA2346-8XB30-1AL2	69370.-	1	20...33	3RA2346-8XB30-1NB3 <sup>€</sup>	78000.-	1
	110	55	230	3RA2347-8XB30-1AL2	79735.-	1	20...33	3RA2347-8XB30-1NB3 <sup>€</sup>	85810.-	1

## Star Delta Contactor Assemblies - 3RA24



### Screw terminals

Size	AC-3 operational current I <sub>e</sub> upto 415V A	Motor rating at 415V, 50Hz kW	AC Coil <sup>§</sup>				DC Coil <sup>®</sup>			
			Rated control supply voltage U <sub>s</sub> at 50/60Hz V AC	Type*	Unit LP ₹	Std. pkg. (nos.)	Rated control supply voltage U <sub>s</sub> V DC	Type*	Unit LP ₹	Std. pkg. (nos.)
S00-S00-S00	12	5.5	230	3RA2415-8XF31-1AP0	15850.-	1	24	3RA2415-8XF31-1BB4	18600.-	1
	17	7.5	230	3RA2416-8XF31-1AP0	16690.-	1	24	3RA2416-8XF31-1BB4	20245.-	1
	25	11	230	3RA2417-8XF31-1AP0	17490.-	1	24	3RA2417-8XF31-1BB4	21630.-	1
S0-S0-S0	25	11	230	3RA2423-8XF32-1AL2	19575.-	1	24	3RA2423-8XF32-1BB4	24115.-	1
	32/40	15/18.5	230	3RA2425-8XF32-1AL2	22515.-	1	24	3RA2425-8XF32-1BB4	72150.-	1
	50	22	230	3RA2426-8XF32-1AL2	32625.-	1	24	3RA2426-8XF32-1BB4	48325.-	1
S2-S2-S0	50/65	22/30	230	3RA2434-8XF32-1AL2	44060.-	1	20...33	3RA2434-8XF32-1NB3 <sup>€</sup>	66175.-	1
	80	37	230	3RA2435-8XF32-1AL2	45980.-	1	20...33	3RA2435-8XF32-1NB3 <sup>€</sup>	75495.-	1
	86	45	230	3RA2436-8XF32-1AL2	55290.-	1	20...33	3RA2436-8XF32-1NB3 <sup>€</sup>	81340.-	1
S2-S2-S2	115	55	230	3RA2437-8XF32-1AL2	67390.-	1	20...33	3RA2437-8XF32-1NB3 <sup>€</sup>	87795.-	1
	150	75	230	3RA2445-8XF32-1AL2	73810.-	1	20...33	3RA2445-8XF32-1NB3 <sup>€</sup>	96580.-	1
S3-S3-S2	160	90	230	3RA2446-8XF32-1AL2	98900.-	1	20...33	3RA2446-8XF32-1NB3 <sup>€</sup>	115895.-	1

\* For ordering above assembly with Spring type terminals, please replace 13<sup>th</sup> digit from "1 to 2" for S00, S0

€ - Universal operation AC / DC

Above assemblies are also available as "ready to assemble kit" please refer page no. 23-30

Please contact nearest sales office for other coil voltages and with communication interface





# Genuine Siemens spares

Buy from our authorised channel partner

## Spares coils

Magnetic coils for 3RT2 (S0, S2, S3)



Size	AC Coil					Universal Coil (AC/DC)				
	Contactor type	Rated control supply voltage $U_s$ at 50/60 Hz V AC	Type	Unit LP ₹	Std. pkg. (nos.)	Contactor type	Rated control supply voltage $U_s$ V DC	Type	Unit LP ₹	Std. pkg. (nos.)
S0	3RT20 23 3RT20 24 3RT20 25	24V	3RT2924-5AC21	855.-	1					
		110V	3RT2924-5AG21		1					
		230V	3RT2924-5AL21		1					
		400V, 50Hz	3RT2924-5AV01		1					
	3RT20 26 3RT20 27 3RT20 28 3RT23 25 3RT23 26 3RT25 26	24V	3RT2926-5AC21		1					
		110V	3RT2926-5AG21		1					
		230V	3RT2926-5AL21		1					
		400V, 50Hz	3RT2926-5AV01		1					
S2	3RT20 3 3RT23 3 3RT25 3	24V	3RT2934-5AC21	3835.-	1	3RT20 3 3RT23 3 3RT25 3	20 ... 33	3RT2934-5NB31	4855.-	1
		110V	3RT2934-5AG21		1		83 ... 155	3RT2934-5NF31		1
		230V	3RT2934-5AL21		1		175 ... 280	3RT2934-5NP31		1
S3	3RT20 4 3RT23 4 3RT25 4 3RT24 4	24V	3RT2944-5AB01	4020.-	1	3RT20 4 3RT23 4 3RT25 4 3RT24 4	20 ... 33	3RT2944-5NB31	5460.-	1
		110V	3RT2944-5AF01		1		83 ... 155	3RT2944-5NF31		1
		230V	3RT2944-5AP01		1		175 ... 280	3RT2944-5NP31		1

For 24 V DC PLC output/PLC relay output, with remaining lifetime indicator (RLT) [Withdrawable coil with lateral solid-state module]

Size	AC Coil				
	Contactor type	Rated control supply voltage $U_s$ at 40 to 60Hz AC, DC V AC/DC	Type	Unit LP ₹	Std. pkg. (nos.)
S6	3RT10 5 3RT14 5	96...127V AC/DC	3RT1955-5PF31	25730.-	1
		200...277V AC/DC	3RT1955-5PP31	25730.-	1
S10	3RT10 6 3RT14 6	96...127V AC/DC	3RT1965-5PF31	32370.-	1
		200...277V AC/DC	3RT1965-5PP31	32370.-	1
S12	3RT10 7 3RT14 7	96...127V AC/DC	3RT1975-5PF31	43175.-	1
		200...277V AC/DC	3RT1975-5PP31	43175.-	1

## Arc Chambers for 3RT10 / 3RT14

Size	Contactor type	Version	Type	Unit LP ₹	Std. pkg. (nos.)
S6		Arc chutes 3-pole	3RT1954-7A	4000.-	1
			3RT1955-7A	4530.-	1
			3RT1956-7A	4995.-	1
S10		Arc chutes 3-pole	3RT1964-7A	5115.-	1
			3RT1965-7A	5520.-	1
			3RT1966-7A	5695.-	1
S12		Arc chutes 3-pole	3RT1975-7A	6410.-	1
			3RT1976-7A	6605.-	1
S6	3RT14 56 <sup>1)</sup>		3RT1956-7B	6630.-	1
S10	3RT14 66 <sup>1)</sup>		3RT1966-7B	7740.-	1
S12	3RT14 76 <sup>1)</sup>		3RT1976-7B	9155.-	1

1) For 3RT14 AC-1 duty power contactors

## Adaptor plates

Description (Adaptor plates for using in place of 3TF/3TR contactors)	Type	Unit LP ₹	MOQ
3RT10/3RT20 15/16/17 replacing 3TF/3TR 30/31	3TX80120A	160.-	5
3RT10/3RT20 25/26 replacing 3TF/3TR 32/33	3TX80250A	245.-	5
3RT10 34/35 replacing 3TF/3TR 34/35	3TX80400A	335.-	5
3RT10 36 replacing 3TF/3TR 46	3TX80500A	400.-	5
3RT10 44/45 replacing 3TF/3TR 47 / 3TF 477	3TX80800A	800.-	1
3RT10 45/46 replacing 3TF/3TR 48/49	3TX80950A	815.-	1
3RT10 56 replacing 3TF/3TR 52	3TX81850A	1430.-	1
3RT10 64 replacing 3TF/3TR 53	3TX82250A	1525.-	1

To replace existing contactor of any other brand please contact nearest sales office.

Description (Adaptor plates for using in place of old relay terminal block required for independent mounting)	Type	Unit LP ₹	MOQ
3RU29/3RU19 (1.8-25A) replacing 3UA/3UR 52 (1-25A)	3UX8025	405.-	1
3RU19 (5.5-50A) replacing 3UA/3UR 55 (10-45A)	3UX8050	500.-	1
3RU19 (18-100A) replacing 3UA/3UR 58 (16-95A) & replacing 3UA/3UR 5830 (70-120A)	3UX8100	555.-	1

## Contacts with fixing parts

**For 3RT20 & 3RT10, 3 pole power contactors**  
1 set = 3 moving and 6 fixed switching contacts  
with fixing parts

Size	Contactor type	Type	Unit LP ₹	Std. pkg. (nos.)
S2	3RT20 36	3RT2936-6A	4825.-	1
	3RT20 37	3RT2937-6A	6420.-	1
	3RT20 38	3RT2938-6A	8570.-	1
S3	3RT20 46	3RT2946-6A	8695.-	1
	3RT20 47	3RT2947-6A	11760.-	1
S6	3RT10 54	3RT1954-6A	13200.-	1
	3RT10 55	3RT1955-6A	16565.-	1
	3RT10 56	3RT1956-6A	21095.-	1
S10	3RT10 64	3RT1964-6A	23905.-	1
	3RT10 65	3RT1965-6A	26705.-	1
	3RT10 66	3RT1966-6A	31505.-	1
S12	3RT10 75	3RT1975-6A	41600.-	1
	3RT10 76	3RT1976-6A	53420.-	1

**For 3RT24/14 AC-1 duty power contactors**  
1 set = 3 movable and 6 fixed switching elements  
with fixing parts

Size	Contactor type	Type	Unit LP ₹	Std. pkg. (nos.)
S3	3RT24 46	3RT2946-6D	19945.-	1
S6	3RT14 56	3RT1956-6D	32055.-	1
S10	3RT14 66	3RT1966-6D	49915.-	1
S12	3RT14 76	3RT1976-6D	64090.-	1

**For 3RT23, 4 pole AC-1 duty contactors**  
1 set = 4 movable and 8 fixed switching elements  
with fixing parts

Size	Contactor type	Type	Unit LP ₹	Std. pkg. (nos.)
S2	3RT23 36	3RT2936-6E	5915.-	1
	3RT23 37	3RT2937-6E	6815.-	1

## Spares for 3RT12 Vacuum Contactors

For contactor	Type	Unit LP ₹	Std. pkg. (nos.)
<b>Spare coils</b>			
3RT126	4)	3RT1966-5A..1	13090.-
3RT127	23 ... 26 380 ... 420 110 ... 127 220 ... 240	3RT1975-5AB31 3RT1975-5AV31 3RT1975-5AF318K 3RT1975-5AP318K	15880.-
<b>Solid state operating mechanism</b>			
3RT126	96... 127V AC/DC 200...277V AC/DC	3RT1966-5NF31 3RT1966-5NP31	16885.-
3RT127	200...277V AC/DC	3RT1975-5NP31	22480.-
<b>Spare vacuum bottles (set of 3)</b>			
3RT1264 3RT1265 3RT1266	3RT1964-6V 3RT1965-6V 3RT1966-6V	84720.- 97830.- 119350.-	1 1 1
3RT1275 3RT1276	3RT1975-6V 3RT1976-6V	144230.- 173595.-	1 1

4) Coil voltage (AC/DC) - Please enter coil codes from table below

Code	B3	F3	P3	V3
Coil voltage (V)	23-26	110-127	220-240	380-420



# Contactor Relays - SICONT<sup>Plus</sup> 3TH3

Contactor size	Rated current (A) Ie AC15 at 230V	AC 50 Hz coil (LPs for 110, 230, 415V)				DC coil (LPs for 24, 110, 220V)			
		Aux. contacts	Type Pl. fill in coil voltage code	Unit LP ₹	Std. pkg. (nos.)	Aux. contacts	Type Pl. fill in coil voltage code	Unit LP ₹	Std. pkg. (nos.)
0	10	4NO <sup>§</sup>	■ 3TH3040-0A..	1850.-	1	4NO <sup>§</sup>	■ 3TH3040-0B..	2625.-	1
		3NO + 1NC <sup>§</sup>	■ 3TH3031-0A..		1	3NO + 1NC <sup>§</sup>	■ 3TH3031-0B..		1
		2NO + 2NC <sup>§</sup>	■ 3TH3022-0A..		1	2NO + 2NC <sup>§</sup>	■ 3TH3022-0B..		1

# Power Contactors - SICOP 3TF

Size	Rated current (A) Ie AC3 upto 415V	Motor kW at 415V 50Hz, 3ph	AC 50 Hz coil (LPs for 110, 230, 415V)				DC coil (LPs for 24, 110, 220V)			
			Auxiliary contacts	Type Pl. fill in coil voltage code	Unit LP ₹	Std. pkg. (nos.)	Auxiliary contacts	Type Pl. fill in coil voltage code	Unit LP ₹	Std. pkg. (nos.)
0	9	4	1NO <sup>§</sup>	■ 3TF3010-0A..	1590.-	1	1NO <sup>§</sup>	■ 3TF3010-0B..	2910.-	1
			1NC <sup>§</sup>	■ 3TF3001-0A..			1NC <sup>§</sup>	■ 3TF3001-0B..		
	12	5.5	1NO <sup>§</sup>	■ 3TF3110-0A..	1820.-	1	1NO <sup>§</sup>	■ 3TF3110-0B..	3090.-	1
			1NC <sup>§</sup>	■ 3TF3101-0A..			1NC <sup>§</sup>	■ 3TF3101-0B..		
1	16	7.5	- <sup>§</sup>	■ 3TF3200-0A..	1910.-	1	- <sup>§</sup>	■ 3TF3200-0B..	3580.-	1
			- <sup>§</sup>	■ 3TF3300-0A..			- <sup>§</sup>	■ 3TF3300-0B..		
	22	11	- <sup>§</sup>	■ 3TF3400-0A..	2590.-	1	- <sup>§</sup>	■ 3TF3400-0B..	4835.-	1
			- <sup>§</sup>	■ 3TF3500-0A..			- <sup>§</sup>	■ 3TF3500-0B..		
2	32	15	- <sup>§</sup>	■ 3TF3500-0A..ZT00^	8530.-	1	- <sup>§</sup>	■ 3TF3500-0B..ZT00^	13395.-	1
			- <sup>§</sup>	■ 3TF3400-0A..			- <sup>§</sup>	■ 3TF3400-0B..		

### Auxiliary contact blocks

Size	Rated current (A) Ie AC3 upto 415V	Motor kW at 415V 50Hz, 3ph	AC 50 Hz coil (LPs for 110, 230, 415V)				For contactor	Description	Type	Unit LP ₹	Std. pkg. (nos.)
			Auxiliary contacts	Type Pl. fill in coil voltage code	Unit LP ₹	Std. pkg. (nos.)					
3	45	22	2NO + 2NC <sup>§</sup>	■ 3TF4602-0A..ZA01®	11595.-	1	3TF30 to 35 & 3TH30	1NO	■ 3TX4010-2A	245.-	10
	63	30	2NO + 2NC <sup>§</sup>	■ 3TF4702-0A..ZA01®	16770.-	1		1NC	■ 3TX4001-2A	245.-	10
	65	30	2NO + 2NC <sup>§</sup>	■ 3TF4702-0A..ZT00^	16875.-	1	1NO (Extd)	■ 3TX4010-4A	380.-	10	
	70	37	2NO + 2NC <sup>§</sup>	■ 3TF4772-0A..	17960.-	1	1NC (Extd)	■ 3TX4001-4A	380.-	10	
4	75	42	2NO + 2NC <sup>§</sup>	■ 3TF4822-0A..ZA01®	21105.-	1	3TF46 to 3TF56	Second 1NO+1NC Left	■ 3TY7561-1KA008K	1125.-	1
	85	45	2NO + 2NC <sup>§</sup>	■ 3TF4922-0A..ZA01®	26305.-	1		Second 1NO+1NC Right			
6	110	55	2NO + 2NC <sup>§</sup>	■ 3TF5002-0A..	31475.-	1					
	140	75	2NO + 2NC <sup>§</sup>	■ 3TF5102-0A..	41520.-	1					
8	170	90	2NO + 2NC <sup>§</sup>	■ 3TF5202-0A..	51870.-	1					
	205	110	2NO + 2NC <sup>§</sup>	■ 3TF5302-0A..	55755.-	1					
10	250	132	2NO + 2NC <sup>§</sup>	■ 3TF5402-0A..	68490.-	1					
	300	160	2NO + 2NC <sup>§</sup>	■ 3TF5502-0A..	84785.-	1					
12	400	200	2NO + 2NC <sup>§</sup>	■ 3TF5602-0A..	99430.-	1					

® For box type (SIGUT) terminals, order 2 nos 3TX7460-0E, LP ₹ 570.- each.

§ For more aux. contacts, pl. see table above.

^ B0, F0, P0 and B4 coil voltage only available

Note: DC Coil - 3TF4/5 has been discontinued. 3RT Contactors (Page No. 6-7) recommended

Size	Rated current (A) Ie AC3 upto 415V	Motor kW at 415V 50Hz, 3ph	AC 50 Hz coil (LPs for 110, 230, 415V)				DC coil (LPs for 24, 110, 220V)			
			Auxiliary contacts	Type Pl. fill in coil voltage code	Unit LP ₹	Std. pkg. (nos.)	Auxiliary contacts	Type Pl. fill in coil voltage code	Unit LP ₹	Std. pkg. (nos.)
14	630	355	4NO + 4NC	3TF6844-0C..	refer	1	3NO + 3NC	3TF6833-1D.. <sup>1)</sup>	refer	1
	820	450	4NO + 4NC	3TF6944-0C..	page no. 10	1	3NO + 3NC	3TF6933-1D.. <sup>1)</sup>	page no. 10	1

1) LP includes control contactor

### AC 50Hz coil code: 3TF30 to 3TF56, 3TH3

Coil voltage (V)	24	■ 110	■ 230	■ 415
Code	B0	F0	P0	R0

### Wide band AC 50 Hz coil code: 3TF30 to 3TF35

Coil voltage (V)	70-140	150-280	260-460
Code	W110	W220	W415

### AC 50/60 Hz coil code: 3TF68/69

Coil voltage (V)	110-132	■ 220-240	380-460
Code	F7	M7	Q7

### DC coil code: 3TF30 to 3TF35, 3TF68/69, 3TH3

Coil voltage (V)	■ 24	110	220
Code	B4	F4	M4

■ Stock items

Please order in multiples of standard packing.

LP - List Price

### Extra LP per unit for non-std coils B0 / M0# / U0# (AC), DC and wide band

for 3TH, 3TF30 to 33	310.-	for 3TF34 to 49	365.-	for 3TF50 to 56	955.-
Wide band coil for 3TH, 3TF30 to 33	310.-	Wide band coil for 3TF34/35	365.-		

For any non-standard coil or contactor with non standard coil, minimum order quantity should be 100 nos. or minimum order value of ₹1,00,000/- per item.

For non-standard coil voltages not mentioned above, pl. check with Siemens.

# M0: 220V AC, U0: 240V AC

Siemens switchgear. Tried, tested, trusted.

## 2 Pole DC Contactors - 3TC



For DC loads  
with AC coil, 2NO+2NC aux. contacts

Contactor size	Rated current Ie (A) DC3/5	Type <sup>2)</sup>	Unit LP ₹	Std. pkg. (nos.)
2	32	3TC4417-0B..	26405.-	1
4	75	3TC4817-0B..	131455.-	1
8	220	3TC5217-0B..	221295.-	1
12	400	3TC5617-0B..	377910.-	1

<sup>2)</sup> AC coil voltage - Please enter coil codes from table below

Code	F0	U0
Coil voltage (V) (50Hz)	110	240

with DC coil, 2NO + 2NC aux. contacts

Contactor size	Rated current Ie (A) DC3/5	Type <sup>3)</sup>	Unit LP ₹	Std. pkg. (nos.)
2	32	3TC4417-0A..	36445.-	1
4	75	3TC4817-0A..	158330.-	1
8	220	3TC5217-0A..	272045.-	1
12	400	3TC5617-0A..	502180.-	1

<sup>3)</sup> DC coil voltage - Please enter coil codes from table below

Code	B4	F4	M4
Coil voltage (V)	24	110	220

## Accessories for SICOP / SICONT<sup>Plus</sup>

Interlocking kit for two 3TF contactors  
(inclusive of base plate and interlocking mechanism)

Contactor type	Type	Unit LP ₹	Std. pkg. (kits)
3TF30-35	■ 3TX4091-1A <sup>#</sup>	780.-	10
3TF46/47/47-7	■ 3TX7466-1YA0	2745.-	2
3TF48/49	■ 3TX7486-1YA0	4475.-	2
3TF50/51	■ 3TX7506-1YA0	5030.-	2
3TF52/53	■ 3TX7526-1YA0	5755.-	2
3TF54/55	■ 3TX7546-1YA0	6925.-	2
3TF56/57	■ 3TX7566-1YA0	7400.-	2
3TF50/52	■ 3TX7526-1YA09	5755.-	2
3TF52/54	■ 3TX7546-1YA09	6925.-	2

Note: Higher rating upon enquiry # W/o base plate (not required)

Coil voltage		Type	Unit LP ₹	Std. pkg. (nos.)
AC	DC			
<b>Surge suppressor (varistor) for 3TF30-35, 3TH30</b>				
24 - 48 V	24 - 70 V	■ 3TX7402-3GY1	700.-	10
48 - 127V	70 - 150V	■ 3TX7402-3HY1	700.-	10
127 - 240V	150 - 250V	■ 3TX7402-3JY1	700.-	10
240 - 400V	—	■ 3TX7402-3KY1	900.-	10
400 - 600V	—	■ 3TX7402-3LY1	900.-	10
<b>Surge suppressor (RC unit) for 3TF30-35, 3TH30</b>				
24 - 48 V	24 - 70 V	■ 3TX7402-3RY2	1120.-	10
48 - 127V	70 - 150V	■ 3TX7402-3SY2	1120.-	10
127 - 240V	150 - 250V	■ 3TX7402-3TY2	1120.-	10
240 - 400V	—	■ 3TX7402-3UY2	1120.-	10
400 - 600V	—	■ 3TX7402-3VY2	1120.-	10
<b>Surge suppressor (varistor) for 3TF46-56</b>				
Less than 48V	24 - 70V	■ 3TX7462-3GY1	965.-	10
48 - 127V	70 - 150V	■ 3TX7462-3HY1	965.-	10
127 - 240V	150 - 250V	■ 3TX7462-3JY1	965.-	10
240 - 400V	—	■ 3TX7462-3KY1	1020.-	10
400 - 600V	—	■ 3TX7462-3LY1	1020.-	10



# Spares for SICOP and SICONT<sup>Plus</sup> Contactors

## SICOP main contact kits (set of 6 fixed & 3 moving contacts)

For Contactor (AC3 Rating)	Type	LP per set ₹	Std. pkg. (nos.)
3TF32/42 (16A)	■ 3TY7420-0A	1065.-	1
3TF33/43 (22A)	■ 3TY7430-0A	1490.-	1
3TF34 (32A)	■ 3TY7340-0C	2860.-	1
3TF35 (38A)	■ 3TY7350-0C	4360.-	1
3TF44 (32A)	■ 3TY7440-0A	3165.-	1
3TF45 (38A)	■ 3TY7450-0A	4360.-	1
3TF46 (45A)	■ 3TY7460-0YA	4680.-	1
3TF47 (63A)	■ 3TY7470-0YA	6820.-	1
3TF477 (70A)	■ 3TY7477-0YA	7910.-	1
3TF48 (75A)	■ 3TY7480-0A	9095.-	1
3TF49 (85A)	■ 3TY7490-0A	12185.-	1
3TF50 (110A)	■ 3TY7500-0YA	13290.-	1
3TF51 (140A)	■ 3TY7510-0YA	16720.-	1
3TF52 (170A)	■ 3TY7520-0YA	21015.-	1
3TF53 (205A)	■ 3TY7530-0YA	22420.-	1
3TF54 (250A)	■ 3TY7540-0YA	26965.-	1
3TF55 (300A)	■ 3TY7550-0YA	31705.-	1
3TF56 (400A)	■ 3TY7560-0YA	41950.-	1
3TF68 (630A)	3TY7680-0B <sup>§</sup>	284100.-	1
3TF69 (820A)	3TY7690-0B <sup>§</sup>	456470.-	1

§ Set of 3x vacuum bottles.

## Auxiliary contact blocks

For contactor	Description	Type	Unit LP ₹	Std. pkg. (nos.)
3TF46-56	1NO + 1NC (Extd) Right	3TY7561-1E	1445.-	1
3TF46 to 3TF56	Built-in, 1NO+1NC Left / Right	3TY7561-1AA00-8K	1125.-	1
	Add-on, Second 1NO+1NC Left / Right	3TY7561-1KA00-8K	1125.-	1

## DC coils

For contactor	Type <sup>†</sup>	Unit LP ₹		Std. pkg. (nos.)
		For 24/110/ 220V		
3TH3, 3TF30-33/42/43	■ 3TY4803-0B..	1305.-		1
3TF34/35	3TY7443-0B..	1955.-		1
3TF68	3TY7683-0D..	LP on request		1

† Pl. add coil voltage code from table on page no. 35.

24V, 110V, 220V are stock items only for 3TH3/3TF30/31/32/33

## SICOP arc chambers

For Contactor	Type	Unit LP ₹	Std. pkg. (nos.)
3TF34	3TY7342-0C	775.-	1
3TF35	3TY7352-0C	815.-	1
3TF46	3TY7462-0YA	1600.-	1
3TF47	3TY7472-0YA	1955.-	1
3TF477	3TY7477-0YD	2355.-	1
3TF48	3TY7482-0A	2840.-	1
3TF49	3TY7492-0A	3280.-	1
3TF50	3TY7502-0YA	3890.-	1
3TF51	3TY7512-0YA	4430.-	1
3TF52	3TY7522-0YA	4860.-	1
3TF53	3TY7532-0YA	5015.-	1
3TF54	3TY7542-0YA	5405.-	1
3TF55	3TY7552-0YA	5565.-	1
3TF56	3TY7562-0YA	6275.-	1

## AC coils (50 Hz)

For contactor	Type <sup>†</sup>	Unit LP ₹		Std. pkg. (nos.)
		For 110/230/ 415V 50Hz	For all other coil voltages	
3TH3, 3TF30-33/42/43	■ 3TY7403-0A..	960.-	1090.-	1
3TF34/35/44/45	■ 3TY7443-0A..	1180.-	1530.-	1
3TF46/47/477	■ 3TY7463-0A..	2050.-	2385.-	1
3TF48/49	■ 3TY7483-0A..	3745.-	4095.-	1
3TF50/51	■ 3TY7503-0A..	3810.-	4740.-	1
3TF52/53	■ 3TY7523-0A..	4830.-	5750.-	1
3TF54/55	■ 3TY7543-0A..	5840.-	6770.-	1
3TF56	■ 3TY7563-0A..	8480.-	10335.-	1
3TF68	3TY7683-0C..	64160.-	NA	1
3TF69	3TY7693-0C..	121900.-	NA	1

† Pl. add coil voltage code from table on page no. 35.

110V, 230V, 415V are stock items for 3TH, 3TF30-56

24V is stock item only for 3TH30/3TF30/31/32/33

\*\* Available till stock last


LP - List Price

■ Stock items

Siemens switchgear. Tried, tested, trusted.

## Connector

The 3TS90 connector is used to mount the motor protection circuit breaker 3VS/3VU on the contactor 3TF with screw terminals. It enables mechanical and electrical connection between contactor and motor starter protection circuit breaker.



Range:

MPCB		Contactor		Type of Connector	Unit LP ₹	Std. pkg. (nos.)
Type	Current Rating	Type	AC3 Current Rating			
3VS13/ 3VU13	0.16 to 20A	3TF30/31	9 / 12 A	3TS9001-8K	410.-	1
3VS13/ 3VU13	6 to 25A	3TF32/33	16 / 22A	3TS9002-8K	485.-	1

Benefits:

- 1) Direct mounting of 3VS/3VU MPCB on 3TF
- 2) Secure poor connections
- 3) Reduced feeder size and assemble time

## Spares for 3TC Contactors

Description	Version	Type	Unit LP ₹	Std. pkg. (nos.)
Set of main contacts	3TC44	3TY2440-0A	9310.-	1
	3TC48	3TY2480-0A	22795.-	1
	3TC52	3TY2520-0A	64645.-	1
	3TC56	3TY2560-0A	128200.-	1
AC coils <sup>1)</sup> (50 Hz)	3TC44	3TY7403-0A..	960.-	1
	3TC52	3TY6523-0A..	16400.-	1
DC coils <sup>2)</sup>	3TC44	3TY6443-0B..	16800.-	1
	3TC48	3TY6483-0B..	28655.-	1
	3TC52	3TY6523-0B..	70845.-	1
	3TC56	3TY6563-0B..	98390.-	1
Arc chambers	3TC44	3TY2442-0A	9120.-	1
	3TC48	3TY2482-0A	16550.-	1
	3TC52	3TY2522-0A	25765.-	1
	3TC56	3TY2562-0A	52080.-	1
Auxiliary contacts 1st 1NO + 1NC Left/Right 2nd 1NO + 1NC Left 2nd 1NO + 1NC Right	3TC44/48	3TY6501-1AA00	4150.-	1
	3TC48	3TY6501-1K		1
	3TC48	3TY6501-1L		1

1) AC coil voltage - Please enter coil codes from table below

Code	B0	F0	U0	R0
Coil voltage (50 Hz)	24	110	240	415 <sup>S</sup>

\$ Only for 3TC 44


2) DC coil voltage - Please enter coil codes from table below

Code	B4	F4	M4
Coil voltage	24	110	220




■ Stock items

Please order in multiples of standard packing.




Designed

with



Application

in



Mind

# Explore 3TS range of Contactors

- Capacitor duty Contactors
- 2 Pole Contactors
- Converter duty Contactors
- LED Switching Contactors
- 4 Pole Contactors

[www.siemens.co.in](http://www.siemens.co.in)

# SIEMENS

## 3TS Capacitor duty Contactors

Now in **NEW**  
TI - GREY

The 3TS capacitor duty contactor (with **patented** de-latching technology) provides a reliable and economical solution for capacitor switching applications.

### Features and Benefits

- De-latching operating principle
- SIGUT Termination technique
- Finger touch proof terminals
- Compact Dimensions
- DIN / Screw mounting
- Reliable switching of capacitor banks
- Ease of wiring (can obviate use of lugs)
- Operator Safety
- Space saving
- Flexible mounting



Capacitor kVA 415V, 3ph, 50Hz	Built-in aux. contacts	Type®	Unit LP ₹	Built-in aux. contacts	Type®	Unit LP ₹	Std. pkg. (nos.)
5 kvar <b>NEW</b>	1 NO	3TS2110-0A..5-8K†	2540.-				
7 kvar	1 NO	3TS1110-0A..5-8K†	2795.-				
10 kvar <b>NEW</b>	–	3TS2200-0A..5-8K†	3035.-	1NO+1NC	3TS2211-0A..5-8K	3480.-	
12.5 kvar	–	3TS1200-0A..5-8K†	3110.-	1NO+1NC	3TS1211-0A..5-8K	3555.-	1
16 kvar	–	3TS1300-0A..5-8K†	4275.-	1NO+1NC	3TS1311-0A..5-8K	4715.-	1
20 kvar	–	3TS1400-0A..5-8K†	4815.-	1NO+1NC	3TS1411-0A..5-8K	5245.-	1
25 kvar	–	3TS1500-0A..5-8K†	5560.-	1NO+1NC	3TS1511-0A..5-8K	6010.-	1
30 kvar <b>NEW</b>	–	3TS2500-0A..5-8K†	8665.-	1NO+1NC	3TS2511-0A..5-8K	9110.-	1
40 kvar <b>NEW</b>	2 NO + 2 NC	3TS2722-0A..5-8K	14700.-				
50 kvar	2 NO + 2 NC	3TS1722-0A..5-8K	17210.-				

† Facility to add one contact block of 1NO / 1NC

### @ AC 50Hz coil code - Please enter coil codes from table below

Code	For 3TS contactors		
	F0	P0	R0
Coil voltage (V)	110	230	415

### Auxiliary contact blocks

For contactor	Description	Type	Unit LP ₹	Std. pkg. (nos.)
3TS1110-3TS1500	1NO	3TX4010-2A	245.-	10
	1NC	3TX4001-2A	245.-	10

## 3MT7 Capacitor Duty Contactors

**NEW**

Capacitor kvar 440V AC, 3Ph, 50Hz	Built-in aux. contacts	Type	Unit LP ₹	Std. pkg. (nos.)
60kVar	1NO+2NC	3MT70060JA126A..	18290.-	1
80kVar	1NO+2NC	3MT70080JA126A..	22455.-	1
100kVar	1NO+2NC	3MT70100JA126A..	23335.-	1

Please add coil code from adjacent table

Note: For SIRIUS 3RT26 Capacitor Duty Contactors - Please contact Siemens

Coil 50/60Hz for 60 kvar contactor					
Coil Code	C2	G2	N2	P2	R2
Voltage	24V AC	110V AC	220V AC	240V AC	415V AC

Coil 50Hz for 80 & 100 kvar contactors				
Coil Code	F0	M0	U0	V0
Voltage	110V AC	220V AC	240V AC	415V AC



## 3TS Converter duty Contactors

### Features

- Offers one of the highest AC-1 rating in given size
- Arc chamber interlock
- SIGUT Termination technique
- Compact Dimensions
- Screw mounting
- Double break parallel bridge auxiliary contacts

### Applications

- VFD, Soft Starters applications
- UPS
- Solar and Wind inverters
- Resistive loads
- Battery charging
- Neutral switching



Contactor Size	Rated current Ie (A) AC1 at 415V	AC Coil		
		Type	Unit LP ₹	Std. pkg. (nos.)
3	100	3TS4822-0A..1-8K	11160.-	1
4	145	3TS5022-0A..1-8K	19445.-	1
6	200	3TS5122-0A..1-8K	26190.-	1
6	225	3TS5222-0A..1-8K	30375.-	1
8	275	3TS5322-0A..1-8K	43160.-	1
8	325	3TS5422-0A..1-8K	48790.-	1
10	400	3TS5522-0A..1-8K	54695.-	1
12	525	3TS5622-0A..1-8K	74875.-	1

### for 3TS48-3TF56

AC Coil (50Hz)		
Code	F0	P0
Coil voltage (V)	110	230



## 3TS 2 Pole Contactors



### Benefits:

- Ease of wiring (can avoid use of lugs)
- Operator Safety (contactor cannot be switched-on if arc chamber is not fitted properly)
- Flexible mounting
- Space saving
- Unmatched contact reliability (ensures reliable contact at low voltage & low currents)

### Standards:

3TS contactors conform to IS 13947 and IEC 60947. They also carry CE mark.

### Application:

- Single Phase Pumps
- HVAC
- ESP
- Lighting

## Spares for 3TS Contactors

### Capacitor Duty

#### Spare coils

Contactor kVAR	Description	Type*	Unit LP ₹	Std. pkg. (nos.)
5 kvar	AC 50Hz coil	3TY74030A..	960.-	1
7 kvar				
10 kvar				
12.5 kvar				
16 kvar				
20 kvar	3TY74430A..	1180.-	1	
25 kvar				
30 kvar				
40 kvar				
50 kvar				3TY74630A..

\* For coil, refer below table

For 3TS contactors			
Code	F0	P0	R0
Coil voltage (V)	110	230	415

### Pre-charge resistor + Contact block kit

Contactor kVAR	Description	Type	Unit LP ₹	Std. pkg. (nos.)
10 kvar	Pre-charge resistor + early making contact block kit + main contacts kit	3TS9762-0SX15-8K	2365.-	1
12.5 kvar		3TS9762-0SX15-8K		1
16 kvar		3TS9763-0SX15-8K	3520.-	1
20 kvar		3TS9764-0SX15-8K	3970.-	1
25 kvar		3TS9765-0SX15-8K	4665.-	1
30 kvar		3TS9765-0SX15-8K		1
40 kvar		3TS9767-0SX15-8K		1
50 kvar		3TS9767-0SX15-8K	11995.-	1

Note: Pre-charge resistor + early making contact block kit + main contacts should be replaced simultaneously

Rated current (A) Ie AC3 upto 415V	Auxiliary contacts	Type	Unit LP ₹	Std. pkg. (nos.)
9	1NO	3TS3010-0A..2-8K	985.-	1
12	1NO	3TS3110-0A..2-8K	1095.-	1
18	1NO	3TS3210-0A..2-8K	1270.-	1
25	-	3TS3300-0A..2-8K	1580.-	1
32	-	3TS3400-0A..2-8K	3470.-	1
40	-	3TS3500-0A..2-8K	4955.-	1
50	-	3TS3600-0A..2-8K	6300.-	1
65	2NO+2NC	3TS4722-0A..2-8K	9470.-	1
75	2NO+2NC	3TS4822-0A..2-8K	11160.-	1
85	2NO+2NC	3TS4922-0A..2-8K	12995.-	1
105	2NO+2NC	3TS5022-0A..2-8K	17110.-	1
140	2NO+2NC	3TS5122-0A..2-8K	20800.-	1
160	2NO+2NC	3TS5222-0A..2-8K	28290.-	1
205	2NO+2NC	3TS5322-0A..2-8K	31165.-	1
250	2NO+2NC	3TS5422-0A..2-8K	35785.-	1
300	2NO+2NC	3TS5522-0A..2-8K	44745.-	1
400	2NO+2NC	3TS5622-0A..2-8K	57870.-	1

Coil voltage (V AC 50Hz)	110 V AC	230 V AC	415V AC
Code	F0	P0	R0

### Convertor Duty

#### Main contact kits (set of 6 fixed & 3 moving contacts)

Contactor rating	Description	Type*	Unit LP ₹	Std. pkg. (nos.)
3TS48	Spare main contact kits	3TS9148-01-8K	5400.-	1
3TS50		3TS9150-01-8K	9635.-	1
3TS51		3TS9151-01-8K	13100.-	1
3TS52		3TS9152-01-8K	14650.-	1
3TS53		3TS9153-01-8K	20800.-	1
3TS54		3TS9154-01-8K	23120.-	1
3TS55		3TS9155-01-8K	25430.-	1
3TS56		3TS9156-01-8K	33915.-	1

#### Spare coils

	AC Coil	Unit LP ₹
3TS48	3TY7463-0A..	2050.-
3TS50	3TY7483-0A..	3745.-
3TS51/52	3TY7503-0A..	3810.-
3TS53/54	3TY7523-0A..	4830.-
3TS55	3TY7543-0A..	5840.-
3TS56	3TY7563-0A..	8480.-

refer page no. 40 for coil codes

## Spares for 3MT7 Contactors

Contactor kvar	Type	Unit LP ₹	Std. pkg. (nos.)
60kvar, 3MT70060JA126A..	3MT76000L__9M1A	2085.-	1
80kvar, 3MT70080JA126A..	3MT78000L__9M1A	2275.-	1
100kvar, 3MT70100JA126A..			

Refer page no 40 for coil codes

Spare side aux. contact block for 80 & 100 kvar contactor	Type	Unit LP ₹	Std. pkg. (nos.)
1NO+1NC	3MT70110CL09M1A	515.-	10
2NO	3MT70200CL09M1A	515.-	10



# 3TS 4 Pole Contactors for Power Applications

[www.siemens.co.in](http://www.siemens.co.in)

**NEW**




Contactor Size	Rated current I <sub>e</sub> (A) AC1 at 415V	AC Coil <sup>1)</sup>	Unit LP ₹		DC Coil <sup>1)</sup>	Unit LP ₹	
			Standard Coil	Electronic Coil		Standard Coil	Electronic Coil
Size 0	18A	3TS3100-0A..4-8K	1585.-		3TS3100-0B..4-8K	3135.-	
Size 0	25A	3TS3200-0A..4-8K	1675.-		3TS3200-0B..4-8K	3550.-	
Size 1	35A	3TS3300-0A..4-8K	1880.-		3TS3300-0B..4-8K	4050.-	
Size 1	40A	3TS3400-0A..4-8K	2480.-		3TS3400-0B..4-8K	5990.-	
Size 2	45A	3TS3500-0A..4-8K	2905.-	3565.-	3TS3500-0B..4-8K		6895.-
Size 2	50A	3TS3600-0A..4-8K	3225.-	3915.-	3TS3600-0B..4-8K		8745.-
Size 2	65A	3TS3700-0A..4-8K	6330.-	7035.-	3TS3700-0B..4-8K		12300.-
Size 2	65A*	3TS3700-0A..4-8KA0	7145.-	7845.-	3TS3700-0B..4-8KA0		14100.-

1) Please add coil voltage code from table below

\* 50A AC-3 rating

Size S0 & S1	Standard Coil				
	AC (50 Hz)			DC	
Code	F7	M7	R7	B4	E4
Coil Voltages	87...127 V	175...240 V	337...427 V	24 V	52..55V DC

Size S2	Standard Coil			Electronic Coil 			
	AC (50 Hz)			AC (50 Hz)		DC	
Code	F0	P0	R0	F7	M7	B4	E4
Coil Voltages	110 V	230 V	415 V	81...136 V	137...273 V	24 V	52..55V DC

## Accessories

Auxiliary Contact Block	Type	Unit LP ₹	Mechanical Interlock	Type	Unit LP ₹
1 NO	3TX40 10-2A	245.-	Size 0 and Size 1	3TX4091-1A	780.-
1 NC	3TX40 01-2A	245.-	S2	3TX4091-1A + 3TX4091-1G**	780.- 205.-

Surge Suppressor		Coil Voltage		Varistors		RC Element	
		AC	DC	Type	Unit LP ₹	Type	Unit LP ₹
Size 0, Size 1 and Size 2	Standard Coil	24 - 48 V	24 - 70 V	3TX7402-3GY1	700.-	3TX7402-3RY2	1120.-
		48 - 127V	70 - 150V	3TX7402-3HY1	700.-	3TX7402-3SY2	
		127 - 240V	150 - 250V	3TX7402-3JY1	700.-	3TX7402-3TY2	
		240 - 400V	-	3TX7402-3KY1	900.-	3TX7402-3UY2	
Size 2	Electronic Coil	81-273V AC				3TX7402-3PY2	
			24-55V			3TX7402-3QY2	

\*\*Used only when the contactors are DIN rail mounted. Refer catalog for more details

## Main Contact Kits (set of 8 fixed and 4 moving contacts)

Contactor Size	Rated current Ie (A) AC1 at 415V	For Contactor	Type	Unit LP ₹
Size 1	35A	3TS3300	3TS9133-0E	1290.-
Size 1	40A	3TS3400	3TS9134-0E	1820.-
Size 2	45A	3TS3500	3TS9135-0E	2770.-
Size 2	50A	3TS3600	3TS9136-0E	3260.-
Size 2	65A	3TS3700	3TS9137-0E	3265.-
Size 2	65A*	3TS3700	3TS9137-0A	4730.-

\* 50A AC-3 rating

## Spare Coils

Contactor Size	Type <sup>2)</sup>	Unit LP ₹	Type <sup>2)</sup>	Unit LP ₹
	AC		DC	
Size 0	3TS9231-0A..4-8K	980.-	3TS9231-0B..4-8K	1345.-
Size 1	3TS9233-0A..4-8K	1055.-	3TS9233-0B..4-8K	1410.-
Size 2	3TS9235-0A..4-8K (Standard)	1170.-		
Size 2	3TS9235-0A..4-8K (Electronic)	1695.-	3TS9235-0B..4-8K (Electronic)	2015.-

2) Please add voltage code from table in page no 42



## 3TS Single Pole LED Contactors

NEW

Siemens 3TS LED Contactors been designed keeping in mind the challenges in LED lamp switching applications and thus offers a highly reliable & safe solution to the customer

Available in  
**4000W** - 3TS3210-0AM71-8K  
**8000W** - 3TS3310-0AM71-8K

Price on request





# Definite Purpose Contactors **45.J & 42.J**

[www.siemens.co.in](http://www.siemens.co.in)

**SIEMENS**

## Definite Purpose Contactors – 42.J & 45.J

Ordering data	AC 8a rating	Pan screw	Hex screw quad quick connect	Unit MRP ₹	Std pkg (nos)
1 Pole with shunt	25A ■	45CJ10A_B	45CJ10A_C	1150.-	1
	30A ■	45DJ10A_B	45DJ10A_C	1190.-	1
	40A	45EJ10A_B	45EJ10A_C	1235.-	1
1 Pole without shunt	25A ■	45CJ40A_B	45CJ40A_C	1090.-	1
	30A ■	45DJ40A_B	45DJ40A_C	1125.-	1
	40A	45EJ40A_B	45EJ40A_C	1165.-	1



Ordering data	AC 8a rating	Box with lug dual quick connect	Hex screw dual quick connect	Unit MRP ₹	Std pkg (nos)
2 Pole	20A ■	45BJ20A_D	45BJ20A_E	1380.-	1
	30A ■	45DJ20A_D	45DJ20A_E	1395.-	1
	40A ■	45EJ20A_D	45EJ20A_E	1440.-	1



Ordering data	AC 8a rating	Box with lug dual quick connect	Hex screw dual quick connect	Unit MRP ₹	Std pkg (nos)
3 Pole	20A	42BJ35A_D	42BJ35A_E	1780.-	1
	25A	42CJ35A_D	42CJ35A_E	1805.-	1
	30A	42DJ35A_D	42DJ35A_E	1825.-	1
	40A ■	42EJ35A_D	42EJ35A_E	1860.-	1
3 Pole with inbuilt 1NO+1NC aux contacts	20A	42BJ36A_D	42BJ36A_E	2205.-	1
	25A	42CJ36A_D	42CJ36A_E	2230.-	1
	30A	42DJ36A_D	42DJ36A_E	2245.-	1
	40A ■	42EJ36A_D	42EJ36A_E	2285.-	1



Please add coil code from table below

Spare coil for contactor	Type ref	Unit MRP ₹	Std pkg (nos)
1 Pole contactor	75J19A_	335.-	1
2 Pole contactor	75J29A_	405.-	1
3 Pole contactor	75J39A_	455.-	1

Please add coil code from table below

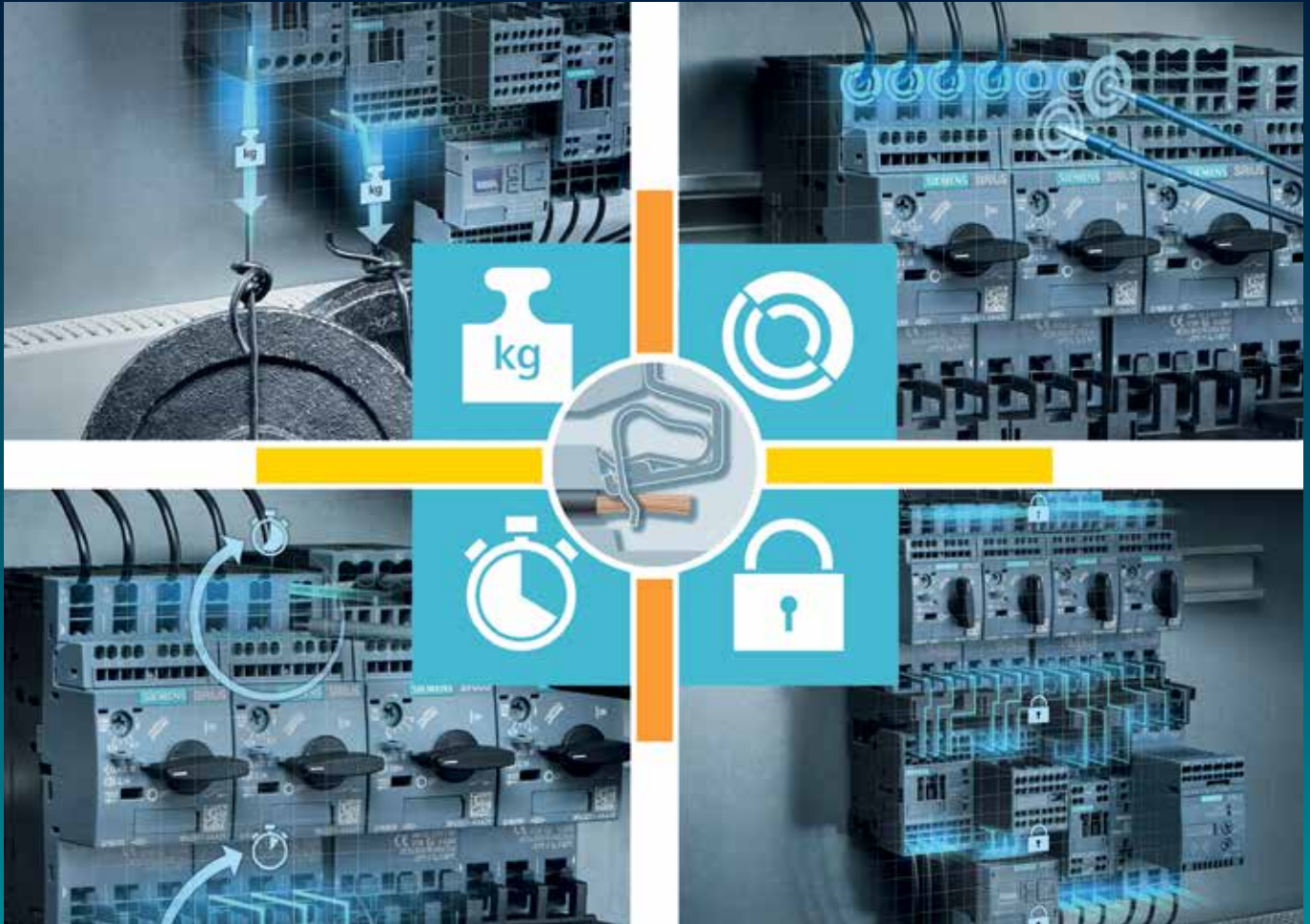
Coil Code	J	F	G	L	H	E	P
Voltage	24V AC, 50/60 Hz	120V AC, 60 Hz	240V AC, 50/60 Hz	277V AC, 60 Hz	480V AC, 60 Hz	145-180V AC, 50 Hz (available only for 1P & 2P versions)	170-240V AC, 50 Hz available for 1P & 2P & 3P (without inbuilt aux contacts)

### ■ Standard material

# Spring loaded connections are...

Strong

Flexible



Fast

Safe

## Easy connecting & wiring

Switch to Spring Loaded Technology

[www.siemens.co.in](http://www.siemens.co.in)

**SIEMENS**

# Thermal Overload Relays - 3RU




For contactor mounting - Class 10 - Screw Terminals

Size of relay / contactor	Set current value of the inverse-time delayed overload release A	Type*	Unit LP ₹	Std. pkg. (nos.)	
S00	0.11 ... 0.16	3RU2116-0AB0	2750.-	1	
	0.14 ... 0.2	3RU2116-0BB0			
	0.18 ... 0.25	3RU2116-0CB0			
	0.22 ... 0.32	3RU2116-0DB0			
	0.28 ... 0.4	3RU2116-0EB0			
	0.35 ... 0.5	3RU2116-0FB0			
	0.45 ... 0.63	3RU2116-0GB0			
	0.55 ... 0.8	3RU2116-0HB0			
	0.7 ... 1	3RU2116-0JB0			
	0.9 ... 1.25	3RU2116-0KB0	2785.-		
	1.1 ... 1.6	3RU2116-1AB0			
	1.4 ... 2	3RU2116-1BB0			
	1.8 ... 2.5	3RU2116-1CB0			
	2.2 ... 3.2	3RU2116-1DB0			
	2.8 ... 4	3RU2116-1EB0			
	3.5 ... 5	3RU2116-1FB0			
	4.5 ... 6.3	3RU2116-1GB0			
	5.5 ... 8	3RU2116-1HB0			
	7 ... 10	3RU2116-1JB0	3015.-		
9 ... 12.5	3RU2116-1KB0				
11 ... 16	3RU2116-4AB0				
S0	1.8 ... 2.5	3RU2126-1CB0	2885.-	1	
	2.2 ... 3.2	3RU2126-1DB0			
	2.8 ... 4	3RU2126-1EB0			
	3.5 ... 5	3RU2126-1FB0			
	4.5 ... 6.3	3RU2126-1GB0			
	5.5 ... 8	3RU2126-1HB0			
	7 ... 10	3RU2126-1JB0			
	9 ... 12.5	3RU2126-1KB0			3070.-
	11 ... 16	3RU2126-4AB0			
	14 ... 20	3RU2126-4BB0			
	17 ... 22	3RU2126-4CB0	3175.-		
	20 ... 25	3RU2126-4DB0			
	23 ... 28	3RU2126-4NB0			
	27 ... 32	3RU2126-4EB0	5350.-		
	30 ... 36	3RU2126-4PB0			
	34 ... 40	3RU2126-4FB0			

Size of relay / contactor	Set current value of the inverse-time delayed overload release A	Type*	Unit LP ₹	Std. pkg. (nos.)	
S2	11 ... 16	3RU2136-4AB0	5820.-	1	
	14 ... 20	3RU2136-4BB0			
	18 ... 25	3RU2136-4DB0			
	22 ... 32	3RU2136-4EB0			
	28 ... 40	3RU2136-4FB0			
	36 ... 45	3RU2136-4GB0			7335.-
	40 ... 50	3RU2136-4HB0			
	47 ... 57	3RU2136-4QB0			
	54 ... 65	3RU2136-4JB0			9770.-
	62 ... 73	3RU2136-4KB0			
	70 ... 80	3RU2136-4RB0			
S3	28 ... 40	3RU2146-4FB0	8835.-	1	
	36 ... 50	3RU2146-4HB0			
	45 ... 63	3RU2146-4JB0			
	57 ... 75	3RU2146-4KB0			
	70 ... 90	3RU2146-4LB0			
	80 ... 100	3RU2146-4MB0			
					13405.-

\* To order overload relays with spring-type terminals replace 10th digit from 'B' to 'C' (for S00, S0 size only)



## Accessory for independent mounting

For size of relay	Relay type	Type	Unit LP ₹	Std. pkg. (nos.)
S00*	3RU21, 3RB30/31, 3RR21/22/24	3RU2916-3AA01	905.-	1
S0*	3RU21, 3RB30/31, 3RR21/22/24	3RU2926-3AA01	935.-	1
S2	3RU21, 3RB30/31, 3RR21/22/24	3RU2936-3AA01	1530.-	1
S3	3RU21/3RB30/3RB31	3RU2946-3AA01	1800.-	1



\* To order terminal supports for overload relays with spring-type terminals replace 10th digit from 'A' to 'C' for S00, S0 only

# Thermal Overload Relays - 3RU



## Separate Mounting - Class 10

Size of relay / contactor	Rating for induction motor Rated value kW	Set current value of the inverse-time delayed overload release A	Type*	Unit LP ₹	Std. pkg. (nos.)
S6	45	70 - 100	3RU2156-5BB10-8K	11915.-	1
	55	90 - 125	3RU2156-5CB10-8K	12600.-	1
	75	110 - 160	3RU2156-5DB10-8K	12620.-	1
	110	140 - 200	3RU2156-5EB10-8K		1
	45	70 - 100	3RU2156-5BW10-8K <sup>§</sup>		1
	55	90 - 125	3RU2156-5CW10-8K <sup>§</sup>		1
		75	110 - 160	3RU2156-5DW10-8K <sup>§</sup>	1
		110	140 - 200	3RU2156-5EW10-8K <sup>§</sup>	1
S10	110	140 - 200	3RU2166-5EB10-8K	16855.-	1
	132	180 - 250	3RU2166-5FB10-8K		1
	160	220 - 320	3RU2166-5GB10-8K		1
S12	200	280 - 400	3RU2176-5HB10-8K	21455.-	1
	250	350 - 500	3RU2176-5JB10-8K	21855.-	1


## Separate Mounting - Class 30

Size of relay / contactor	Rating for induction motor Rated value kW	Set current value of the inverse-time delayed overload release A	Type*	Unit LP ₹	Std. pkg. (nos.)
S6	37	55 - 80	3RU2356-5AB10-8K	21455.-	1
	45	70 - 100	3RU2356-5BB10-8K		1
	55	90 - 125	3RU2356-5CB10-8K		1
	37	55 - 80	3RU2356-5AW10-8K <sup>§</sup>		1
	45	70 - 100	3RU2356-5BW10-8K <sup>§</sup>		1
	55	90 - 125	3RU2356-5CW10-8K <sup>§</sup>		1
S10	75	110 - 160	3RU2366-5DB10-8K	21455.-	1
	110	140 - 200	3RU2366-5EB10-8K		1
S12	132	180 - 250	3RU2376-5FB10-8K	21455.-	1
	160	220 - 320	3RU2376-5GB10-8K		1

\* For heavy duty applications (starting time > 10s), it is recommended to use 3RU class 30 relays to avoid nuisance tripping and reliable protection.  
 § Range available with straight through transformer







## Widest range electronic overload relays

### Microprocessor based overload relay - 3RB

Size	Current setting range A	3RB (Class 10)		3RB (Class 20)		3RB (Class 5 to 30 – Settable)		Std. pkg. (nos.)
		With overload, phase failure and phase unbalance protections		With overload, phase failure and phase unbalance protections		With overload, phase failure and phase unbalance and earth fault protection		
		Type*	Unit LP ₹	Type*	Unit LP ₹	Type*	Unit LP ₹	
S00	0.1 ... 0.4	3RB3016-1RB0	6170.-	3RB3016-2RB0	7705.-	3RB3113-4RB0	12870.-	1
	0.32 ... 1.25	3RB3016-1NB0		3RB3016-2NB0		3RB3113-4NB0		1
	1 ... 4	3RB3016-1PB0		3RB3016-2PB0		3RB3113-4PB0		1
	3 ... 12	3RB3016-1SB0		3RB3016-2SB0		3RB3113-4SB0		1
	4 ... 16	3RB3016-1TB0		3RB3016-2TB0		3RB3113-4TB0		1
S0	0.1 ... 0.4	3RB3026-1RB0	7175.-	3RB3026-2RB0	8950.-	3RB3123-4RB0	13455.-	1
	0.32 ... 1.25	3RB3026-1NB0		3RB3026-2NB0		3RB3123-4NB0		1
	1 ... 4	3RB3026-1PB0		3RB3026-2PB0		3RB3123-4PB0		1
	3 ... 12	3RB3026-1SB0		3RB3026-2SB0		3RB3123-4SB0		1
	6 ... 25	3RB3026-1QB0		3RB3026-2QB0		3RB3123-4QB0		1
	10 ... 40	3RB3026-1VB0		3RB3026-2VB0		3RB3123-4VB0		1
S2	12.5 ... 50	3RB3036-1UB0®	10875.-	3RB3036-2UB0®	13570.-	3RB3133-4UB0®	17565.-	1
	20 ... 80	3RB3036-1WB0®	16395.-	3RB3036-2WB0®	20510.-	3RB3133-4WB0®	22900.-	1
	12.5 ... 50	3RB3036-1UW1#	10875.-	3RB3036-2UW1#	13570.-	3RB3133-4UW1#	17565.-	1
	20 ... 80	3RB3036-1WW1#	16395.-	3RB3036-2WW1#	20510.-	3RB3133-4WW1#	22900.-	1
S3	12.5 ... 50	3RB3046-1UB0®	12895.-	3RB3046-2UB0®	16130.-	3RB3143-4UB0®	22915.-	1
	32 ... 115	3RB3046-1XB0®	16810.-	3RB3046-2XB0®	21110.-	3RB3143-4XB0®	23380.-	1
	12.5 ... 50	3RB3046-1UW1#	13810.-	3RB3046-2UW1#	17045.-	3RB3143-4UW1#	23280.-	1
	32 ... 115	3RB3046-1XW1#	16910.-	3RB3046-2XW1#	21110.-	3RB3143-4XW1#	23380.-	1
S6	50 ... 200	3RB2056-1FC2&	20660.-	3RB2056-2FC2&	25825.-	3RB2153-4FC2&	30915.-	1
S6	50 ... 200	3RB2056-1FW2\$		3RB2056-2FW2\$		3RB2153-4FW2\$		1
S10/12	55 ... 250	3RB2066-1GC2&	22540.-	3RB2066-2GC2&	31380.-	3RB2163-4GC2&	31525.-	1
S10/12	160 ... 630	3RB2066-1MC2&	40115.-	3RB2066-2MC2&	50150.-	3RB2163-4MC2&	51945.-	1

\* For size S00 & S0: To order relay with spring type terminals, please replace 10th digit from 'B' to 'E'

# Devices with straight-through transformer for stand-alone installation


@ Devices with screw terminals for mounting onto contactor.

& Devices with busbar connection for mounting onto contactor or stand-alone installation.

\$ Devices with straight-through transformer for mounting onto contactor with Box terminals or stand-alone installation.

## Accessories for 3RU2 Thermal overload relays and 3RB3 solid state overload relays

Accessory Type	Version	Size	3RU2 Thermal overload relay	3RB30/31 solid state overload relay	Type	Unit LP ₹	Std. pkg. (nos.)
Mechanical Reset	Resetting plungers, holders & formers	S00, S0, S6-S12	✓	X	3RU2900-1A	1035.-	1
	Resetting plungers, holders & formers		X	✓	3RB3980-0A	520.-	1
	Pushbuttons with extended stroke (12 mm), IP65, Dia 22 mm		✓	✓	3SU1200-0FB10-0AA0	3105.-	1
	Extension plungers		✓	✓	3SU1900-0KG10-0AA0	290.-	1
Cable releases with holder for RESET	Length 400mm	S00, S0, S6-S12	✓	X	3RU2900-1B	2900.-	1
	Length 600mm		✓	X	3RU2900-1C		1
	Length 400mm		X	✓	3RB3980-0B	5010.-	1
	Length 600mm		X	✓	3RB3980-0C		
Module for remote reset, electrical	24 ... 30 V AC/DC	S00, S0, S6-S12	✓	X	3RU1900-2AB71	3645.-	1
	110 ... 127 V AC/DC		✓	X	3RU1900-2AF71		
	220 ... 250 V AC/DC		✓	X	3RU1900-2AM71		
Sealable covers for covering the setting knob	For 3RB30/3RB31	S00, S0, S6-S12	X	✓	3RB3984-0	2375.-	1
	For 3RU2 / 3RV2		✓	X	3RV2908-0P	140.-	10
Terminal Covers for busbar connections	Length 55 mm	S3			3RT1946-4EA1	1005.-	1
	Length 100 mm	S6	✓	✓	3RT1956-4EA1	1920.-	1
	Length 120 mm	S10, S12	✓	✓	3RT1966-4EA1	2535.-	1
Terminal Cover for Box Terminals	Length 20.6 mm	S2	✓	✓	3RT2936-4EA2	245.-	1
	Length 20.8 mm	S3	✓	✓	3RT2946-4EA2	700.-	1
	Length 25 mm	S6	✓	✓	3RT1956-4EA2	1125.-	1
	Length 30 mm	S10/12	✓	✓	3RT1966-4EA2	1980.-	1



## Thermal overload relays - 3UA / 3UC

Bimetal relay	Current type of mounting	Current setting range A	Type	Unit LP ₹	Std. pkg. (nos.)				
3UA50	Contactor® mounting (3TF30/31)	0.1 – 0.16	3UA5000-0A	2495.-	1				
		0.16 – 0.25	3UA5000-0C						
		0.25 – 0.4	3UA5000-0E						
		0.4 – 0.63	3UA5000-0G						
		0.63 – 1	3UA5000-0J						
		0.8 – 1.25	3UA5000-0K						
		1 – 1.6	3UA5000-1A						
		1.25 – 2	3UA5000-1B						
		1.6 – 2.5	3UA5000-1C			2510.-	1		
		2 – 3.2	3UA5000-1D						
		2.5 – 4	3UA5000-1E						
		3.2 – 5	3UA5000-1F						
4 – 6.3	3UA5000-1G								
5 – 8	3UA5000-1H								
6.3 – 10	3UA5000-1J	2530.-	1						
8 – 12.5	3UA5000-1K								
10 – 14.5	3UA5000-2S								
3UA52	Contactor® mounting (3TF32/33)	1 – 1.6	3UA5200-1A	2595.-	1				
		1.25 – 2	3UA5200-1B						
		1.6 – 2.5	3UA5200-1C						
		2 – 3.2	3UA5200-1D						
		2.5 – 4	3UA5200-1E						
		3.2 – 5	3UA5200-1F						
		4 – 6.3	3UA5200-1G			2600.-	1		
		5 – 8	3UA5200-1H						
		6.3 – 10	3UA5200-1J						
		8 – 12.5	3UA5200-1K						
		10 – 16	3UA5200-2A			2835.-	1		
		12.5 – 20	3UA5200-2B						
16 – 25	3UA5200-2C								
16 – 25	3UA5200-2C								
3UA55	Contactor® mounting (3TF34/35, 44/45)	10 – 16	3UA5500-2A	4430.-	1				
		12.5 – 20	3UA5500-2B						
		16 – 25	3UA5500-2C						
		20 – 32	3UA5500-2D						
		25 – 36	3UA5500-2Q			4610.-	1		
		32 – 40	3UA5500-2R						
		36 – 45	3UA5500-8M						
		36 – 45	3UA5500-8M						
3UA58-Z1	Contactor® mounting (3TF46, 3TF47, 3TF48, 3TF49)	16 – 25	3UA5800-2CZ1	7990.-	1				
		20 – 32	3UA5800-2DZ1						
		25 – 40	3UA5800-2EZ1						
		32 – 50	3UA5800-2FZ1			6820.-	1		
		40 – 57	3UA5800-2TZ1						
		50 – 63	3UA5800-2PZ1			7990.-	1		
		57 – 70	3UA5800-2VZ1						
		63 – 80	3UA5800-2UZ1						
		70 – 95	3UA5800-8YZ1						
		70 – 95	3UA5800-8YZ1						
		3UA58-Z2	Contactor® mounting (3TF47 7)			16 – 25	3UA5800-2CZ2	7990.-	1
						20 – 32	3UA5800-2DZ2		
25 – 40	3UA5800-2EZ2								
32 – 50	3UA5800-2FZ2			6860.-	1				
40 – 57	3UA5800-2TZ2								
50 – 63	3UA5800-2PZ2			8040.-	1				
57 – 70	3UA5800-2VZ2								
63 – 80	3UA5800-2UZ2								
3UA58 30	Contactor® mounting (3TF50)	70 – 95	3UA5830-5B	8805.-	1				
		85 – 105	3UA5830-5C						
		95 – 120	3UA5830-5D						
3UA62	Independent mounting	85 – 135	3UA6230-5A	12795.-	1				
		115 – 180	3UA6230-5B						
		160 – 250	3UA6230-5C	17680.-	1				
		200 – 320	3UA6230-5D						
250 – 400	3UA6230-5E	18205.-	1						
320 – 500	3UA6830-5F			23525.-	1				
400 – 630	3UA6830-5G								

@ Can be converted to independent mounting using accessory.

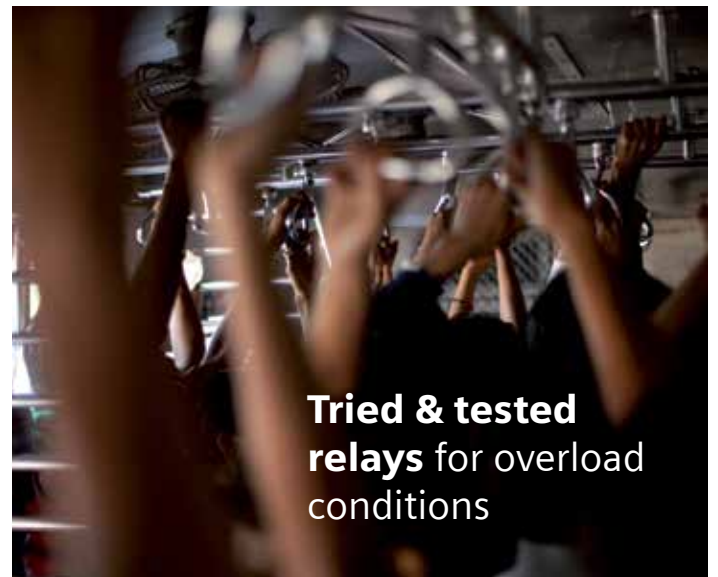
## Relays for heavy starting applications, independent mounting

Current setting range A	Type	Unit LP ₹	Current setting range A	Type	Unit LP ₹	Std. pkg. (nos.)
2.5 – 4	3UC5030-5E	22245.-	40 – 63	3UC5830-5G	22245.-	1
4 – 6.3	3UC5030-5G		63 – 100	3UC6230-5J	22670.-	1
6.3 – 10	3UC5030-5J					
8 – 12.5	3UC5030-5K		100 – 160	3UC6230-5A	1	
10 – 16	3UC5830-5A		125 – 200	3UC6630-5B	1	
16 – 25	3UC5830-5C		160 – 250	3UC6630-5C	1	
25 – 40	3UC5830-5E		250 – 400	3UC6630-5E	1	

Note: Relays always supplied in manual execution, can be converted at site to auto execution.

## Accessories for 3UA birelays

Description	For relay type	Type	Unit LP ₹	Std. pkg. (nos.)
Accessory for independent mounting	3UA50	3UX1418	580.-	1
	3UA52	3UX1420	605.-	1
	3UA55	3UX1425	735.-	1
	3UA58	3UX1421	775.-	1
	3UA58 30	3UX1421-OXA	835.-	1
Resetting plunger funnel	3UA5/6, 3UC5/6	3UX1011 3UX1013	270.-	10 10
Reset cord + holder: 400 mm length 600 mm length	3UA5/6, 3UC5/6	3UX1015 3UX1016	370.-	5 5
Protection cover	3UA58/3UA58 30 Other 3UA5/6	3UX11101YA 3UX11111YA	275.-	10 10
Set of 3 terminals to convert from 3UA5800-2. or 3UA5800-2.Z2 to 3UA5800-2.Z1 3UA5800-2.Z1 or 3UA5800-2.Z2 to 3UA5800-2. 3UA5800-2. or 3UA5800-2.Z1 to 3UA5800-2.Z2		3UX5811 3UX5812 3UX5813	210.-	10 10 10



**Tried & tested  
relays for overload  
conditions**

■ Stock items

MRP - Maximum Retail Price

LP - List Price

Siemens Limited Low Voltage Control Products Price List Eff. 10.11.2023 51

# Motor Protection Circuit Breakers - 3RV



Class 10, without auxiliary switch, standard switching capacity, screw terminals

MPCB Specifications			MPCB with Standard release <sup>1)</sup>		MPCB with "relay function" <sup>2)</sup>		MPCB with "Mag only" Release <sup>3)</sup>		MPCB for transformer protection		
MPCB Size	MPCB rated current A	MPCB overload range A	Type*	Unit LP ₹	Type*	Unit LP ₹	Type*	Unit LP ₹	Type*	Unit LP ₹	
S00	0.16	0.11...0.16	3RV2011-0AA10	5915.-	3RV2111-0AA10	7480.-	3RV2311-0AC10	5815.-	3RV2411-0AA10	10060.-	
	0.2	0.14...0.2	3RV2011-0BA10		3RV2111-0BA10		3RV2311-0BC10		3RV2411-0BA10		
	0.25	0.18...0.25	3RV2011-0CA10		3RV2111-0CA10		3RV2311-0CC10		3RV2411-0CA10		
	0.32	0.22...0.32	3RV2011-0DA10	3RV2111-0DA10	3RV2311-0DC10	3RV2411-0DA10					
	0.4	0.28...0.4	3RV2011-0EA10	3RV2111-0EA10	3RV2311-0EC10	3RV2411-0EA10					
	0.5	0.35...0.5	3RV2011-0FA10	3RV2111-0FA10	3RV2311-0FC10	3RV2411-0FA10					
	0.63	0.45...0.63	3RV2011-0GA10	6830.-	3RV2111-0GA10	3RV2311-0GC10	3RV2411-0GA10				
	0.8	0.55...0.8	3RV2011-0HA10	3RV2111-0HA10	3RV2311-0HC10	3RV2411-0HA10					
	1	0.7...1	3RV2011-0JA10	3RV2111-0JA10	3RV2311-0JC10	3RV2411-0JA10					
	1.25	0.9...1.25	3RV2011-0KA10	6895.-	3RV2111-0KA10	3RV2311-0KC10	3RV2411-0KA10				
	1.6	1.1...1.6	3RV2011-1AA10	3RV2111-1AA10	3RV2311-1AC10	3RV2411-1AA10					
	2	1.4...2	3RV2011-1BA10	3RV2111-1BA10	3RV2311-1BC10	3RV2411-1BA10					
	2.5	1.8...2.5	3RV2011-1CA10	6960.-	3RV2111-1CA10	8710.-	3RV2311-1CC10	6875.-	3RV2411-1CA10		10650.-
	3.2	2.2...3.2	3RV2011-1DA10	7090.-	3RV2111-1DA10	8950.-	3RV2311-1DC10	6940.-	3RV2411-1DA10		
	4	2.8...4	3RV2011-1EA10	3RV2111-1EA10	3RV2311-1EC10	3RV2411-1EA10					
	5	3.5...5	3RV2011-1FA10	7230.-	3RV2111-1FA10	9035.-	3RV2311-1FC10	7005.-	3RV2411-1FA10		
6.3	4.5...6.3	3RV2011-1GA10	3RV2111-1GA10	3RV2311-1GC10	7140.-	3RV2411-1GA10	10750.-				
8	5.5...8	3RV2011-1HA10	7605.-	3RV2111-1HA10	9615.-	3RV2311-1HC10	7440.-	3RV2411-1HA10			
10	7...10	3RV2011-1JA10	7745.-	3RV2111-1JA10	9700.-	3RV2311-1JC10	7510.-	3RV2411-1JA10			
12.5	9...12.5	3RV2011-1KA10	8505.-	3RV2111-1KA10	10255.-	3RV2311-1KC10	7965.-	3RV2411-1KA10	11770.-		
16	10...16	3RV2011-4AA10	9915.-	3RV2111-4AA10	11530.-	3RV2311-4AC10	8970.-	3RV2411-4AA10			
S0	16	10 ... 16	3RV2021-4AA10	10030.-	3RV2121-4AA10	11905.-	3RV2321-4AC10	9070.-	3RV2421-4AA10	12130.-	
	20	13 ... 20	3RV2021-4BA10	3RV2121-4BA10	3RV2321-4BC10	3RV2421-4BA10	12755.-				
	22	16 ... 22	3RV2021-4CA10	10710.-	3RV2121-4CA10	13300.-	3RV2321-4CC10	10435.-	3RV2421-4CA10	21185.-	
	25	18 ... 25	3RV2021-4DA10	3RV2121-4DA10	3RV2321-4DC10	3RV2421-4DA10	23685.-				
	28	23 ... 28	3RV2021-4NA10	18050.-	3RV2121-4NA10	29865.-	3RV2321-4NC10	17390.-	-	-	
	32	27 ... 32	3RV2021-4EA10	3RV2121-4EA10	3RV2321-4EC10	-	-				
	36	30 ... 36	3RV2021-4PA10	-	-	3RV2321-4PC10	20060.-	-	-		
	40	34 ... 40	3RV2021-4FA10	20635.-	-	3RV2321-4FC10	20060.-	-	-		
S2	25	18 ... 25	3RV2031-4DA10	19250.-	3RV2131-4DA10	30495.-	3RV2331-4DC10	17745.-	3RV2431-4DA10	24180.-	
	32	22 ... 32	3RV2031-4EA10	3RV2131-4EA10	3RV2331-4EC10	3RV2431-4EA10	29125.-				
	36	28 ... 36	3RV2031-4PA10	21195.-	3RV2131-4PA10	33585.-	3RV2331-4PC10	20285.-	3RV2431-4PA10	32145.-	
	40	32 ... 40	3RV2031-4UA10	3RV2131-4UA10	3RV2331-4UC10	3RV2431-4UA10	-				
	45	35 ... 45	3RV2031-4VA10	25880.-	3RV2131-4VA10	35280.-	3RV2331-4VC10	24465.-	3RV2431-4VA10	32750.-	
	52	42 ... 52	3RV2031-4WA10	3RV2131-4WA10	3RV2331-4WC10	3RV2431-4WA10	-				
	59	49 ... 59	3RV2031-4XA10	26710.-	3RV2131-4XA10	37085.-	3RV2331-4XC10	24660.-	3RV2431-4XA10	33950.-	
	65	54 ... 65	3RV2031-4JA10	3RV2131-4JA10	3RV2331-4JC10	3RV2431-4JA10	-				
73	62 ... 73	3RV2031-4KA10	28025.-	3RV2131-4KA10	38945.-	3RV2331-4KC10	25900.-	-	-		
S3	80	70 ... 80	3RV2031-4RA10	3RV2131-4RA10	3RV2331-4RC10	-	-				
	50	36 ... 50	3RV2041-4HA10	26780.-	3RV2142-4HA10	37720.-	3RV2341-4HC10	24585.-	-	-	
	63	45 ... 63	3RV2041-4JA10	27030.-	3RV2142-4JA10	3RV2341-4JC10	24815.-	-	-		
	75	57 ... 75	3RV2041-4KA10	3RV2142-4KA10	3RV2341-4KC10	-	-				
	84	65 ... 84	3RV2041-4RA10	28375.-	3RV2142-4RA10	39655.-	3RV2341-4RC10	26070.-	-	-	
93	75 ... 93	3RV2041-4YA10	3RV2142-4YA10	3RV2341-4YC10	-	-					
100	80 ... 100	3RV2041-4MA10	28635.-	3RV2142-4MA10	3RV2341-4MC10	26315.-	-	-			

1) MPCB trips on SC and also on OL

2) MPCB trips on SC and opens contactor on OL

3) MPCB trips on SC

\* Spring type terminals are not available for relay function MPCB 3RV21

\* 3RV20 and 3RV23: For ordering spring type terminal please replace 11th digit from "1" to "2" (available upto 32A in S00 and S0 only)

Standard packing for all above products is 1 no.

**Class 10, without auxiliary switch, increased switching capacity (100kA), screw terminals**

MPCB Specifications			MPCB with Standard release <sup>1)</sup>		MPCB with "relay function" <sup>2)</sup>		MPCB with "Mag only" Release <sup>3)</sup>		
MPCB Size	MPCB rated current A	MPCB overload range A	Type	Unit LP ₹	Type	Unit LP ₹	Type	Unit LP ₹	
S2	25	18 ... 25	3RV2032-4DA10	24740.-	-	-	3RV2332-4DC10	21310.-	
	32	22 ... 32	3RV2032-4EA10	26785.-	-	-	3RV2332-4EC10		
	36	28 ... 36	3RV2032-4PA10	28845.-	-	-	3RV2332-4PC10		23685.-
	40	32 ... 40	3RV2032-4UA10	31040.-	-	-	3RV2332-4UC10		29330.-
	45	35 ... 45	3RV2032-4VA10	34340.-	-	-	3RV2332-4VC10		
	52	42 ... 52	3RV2032-4WA10	34655.-	-	-	3RV2332-4WC10		
	59	49 ... 59	3RV2032-4XA10	34960.-	-	-	3RV2332-4XC10		29595.-
	65	54 ... 65	3RV2032-4JA10		-	-	3RV2332-4JC10		
	73	62 ... 73	3RV2032-4KA10	39700.-	-	-	3RV2332-4KC10		31085.-
80	70 ... 80	3RV2032-4RA10	41840.-	-	-	3RV2332-4RC10			
S3	40	28 ... 40	3RV2042-4FA10	31090.-	3RV2142-4FA10	34330.-	3RV2342-4FC10	31685.-	
	50	36 ... 50	3RV2042-4HA10	34815.-	3RV2142-4HA10	37720.-	3RV2342-4HC10	33630.-	
	63	45 ... 63	3RV2042-4JA10	35295.-	3RV2142-4JA10		3RV2342-4JC10		
	75	57 ... 75	3RV2042-4KA10	40315.-	3RV2142-4KA10	39655.-	3RV2342-4KC10	35310.-	
	84	65 ... 84	3RV2042-4RA10	42105.-	3RV2142-4RA10		3RV2342-4RC10		
	93	75 ... 93	3RV2042-4YA10		3RV2142-4YA10		3RV2342-4YC10		
	100	80 ... 100	3RV2042-4MA10	42495.-	3RV2142-4MA10		3RV2342-4MC10		35635.-

**Class 20, without auxiliary switch, screw terminals**

MPCB Specifications					MPCB with Standard release <sup>1)</sup>		Std. pkg. (nos.)	
MPCB Size	MPCB rated current A	MPCB overload range A	MPCB Short circuit setting A	Breaking capacity kA	Type <sup>1)</sup>	Unit LP ₹		
S2	14	9.5 ... 14	208	65	3RV2031-4SB10	23640.-	1	
	17	12 ... 17	260	65	3RV2031-4TB10		1	
	20	14 ... 20	260	65	3RV2031-4BB10		1	
	25	18 ... 25	325	65	3RV2031-4DB10		26125.-	1
	32	22 ... 32	416	65	3RV2031-4EB10		27970.-	1
	36	28 ... 36	520	65	3RV2031-4PB10		29410.-	1
	40	32 ... 40	585	65	3RV2031-4UB10		30995.-	1
	45	35 ... 45	650	65	3RV2031-4VB10		33885.-	1
	52	42 ... 52	741	65	3RV2031-4WB10		34415.-	1
	59	49 ... 59	845	65	3RV2031-4XB10		34795.-	1
65	54 ... 65	845	65	3RV2031-4JB10	1			
S3	40	28 ... 40	520	100	3RV2042-4FB10	36055.-	1	
	50	36 ... 50	650	100	3RV2042-4HB10		1	
	63	45 ... 63	819	100	3RV2042-4JB10		1	
	75	57 ... 75	975	100	3RV2042-4KB10		1	
	84	65 ... 84	1170	100	3RV2042-4RB10		1	
	93	75 ... 93	1300	100	3RV2042-4YB10		1	
	100	80 ... 100	1300	100	3RV2042-4MB10		36390.-	1

1) MPCB trips on SC and also on OL      2) MPCB trips on SC and opens contactor on OL      3) MPCB trips on SC

Standard packing for all above products is 1 no.

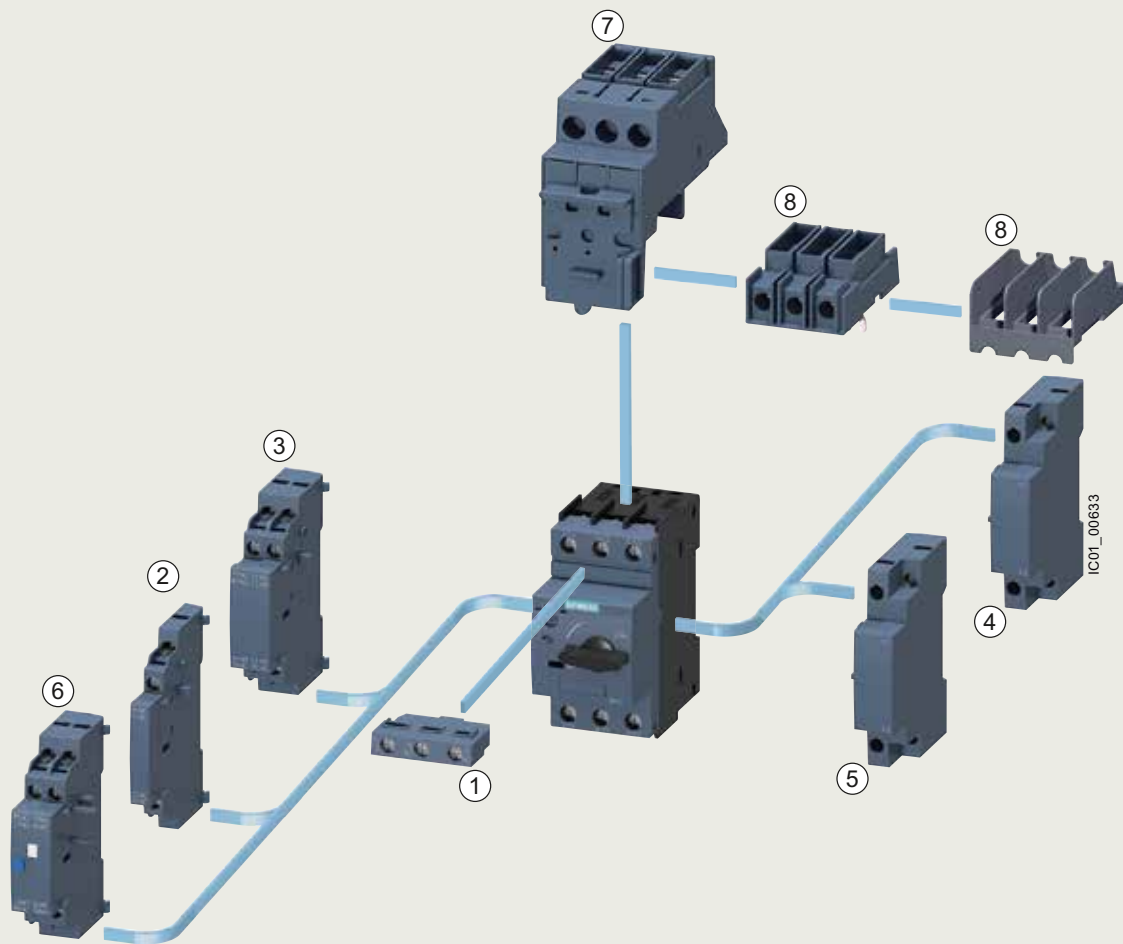
**Circuit breaker size S00 for motor protection, Toggle Switch**

Rating	Type *	Unit LP ₹	Rating	Type *	Unit LP ₹
0.11...0.16	3RV1011-0AA10	5575.-	1.1...1.6	3RV1011-1AA10	6890.-
0.14 ... 0.2	3RV1011-0BA10		1.4 ... 2	3RV1011-1BA10	
0.18...0.25	3RV1011-0CA10		1.8...2.5	3RV1011-1CA10	
0.22 ... 0.32	3RV1011-0DA10	5895.-	2.2 ... 3	3RV1011-1DA10	6915.-
0.28...0.4	3RV1011-0EA10		2.8...4	3RV1011-1EA10	
0.35 ... 0.5	3RV1011-0FA10	6840.-	3.5 ... 5	3RV1011-1FA10	7225.-
0.45...0.63	3RV1011-0GA10		4.5 ... 6	3RV1011-1GA10	
0.55 ... 0.8	3RV1011-0HA10		5.5 ... 8	3RV1011-1HA10	
0.7...1	3RV1011-0JA10		7 ... 10	3RV1011-1JA10	
0.9 ... 1.25	3RV1011-0KA10		6890.-	9 ... 12	



Standard packing for all above products is 1 no.

\* Use with accessories for 3RV2.



# Accessories complimenting the application

## Mountable accessories

- ① Transverse auxiliary switch
- ② Lateral auxiliary switch with 2 contacts
- ③ Lateral auxiliary switch with 4 contacts
- ④ Shunt release (can not be used with 3RV21 motor starter protectors)
- ⑤ Undervoltage release without/with leading contacts (can not be used with 3RV21 motor starter protectors)
- ⑥ Signaling switch (can not be used with 3RV27 and 3RV28 circuit breakers)
- ⑦ Isolator module (can not be used with 3RV2.4, 3RV27 and 3RV28 circuit breakers)
- ⑧ Terminal block type E or phase barriers

[www.siemens.co.in](http://www.siemens.co.in)

**SIEMENS**

## Accessories for 3RV2

### Mountable accessories

Type of accessory	Version	MPCB size	Type*	Unit LP ₹	Std. pkg. (nos.)
Transverse auxiliary switches With screw terminals, mountable on front	1 CO	S00 ... S3	3RV2901-1D#	1010.-	1
	1 NO + 1 NC	S00 ... S3	3RV2901-1E	1300.-	1
	2NO	S00 ... S3	3RV2901-1F	1325.-	1
Transverse auxiliary switches for operation in dusty atmospheres and in solid-state circuits with low operating currents	1 CO	S00 ... S3	3RV2901-1G#	3995.-	1
Covers for transverse auxiliary switches		S00 ... S3	3RV2901-0H#	595.-	10
Lateral auxiliary switches with screw terminals mountable on the left	1 NO + 1 NC	S00 ... S3	3RV2901-1A	1435.-	1
	2 NO		3RV2901-1B	1345.-	1
	2 NC		3RV2901-1C		1
	2 NO + 2 NC		3RV2901-1J#	2300.-	1
Signaling switches (Alarm contacts) Mountable on the left side	Separate tripped and short-circuit alarms, 1 NO + 1 NC each	S00 ... S3	3RV2921-1M	2485.-	1
Isolator modules (for isolating individual MPCB)	Lockable in disconnected position	S00, S0	3RV2928-1A#	5250.-	1
		S2 (Up to 65A only)	3RV2938-1A#	6295.-	1
Fuse Monitoring MPCB		S00	3RV16110BD10	9975.-	1

# Spring type terminals are not available for this accessory

\* For ordering with spring type terminals, please replace 8th digit from '1' to '2'

Type of accessory®	Version	MPCB size	Type*	Unit LP ₹	Std. pkg. (nos.)	
Undervoltage trip units, Screw terminals	24 V DC	S00 ... S3	3RV2902-1AB4#	9635.-	1	
	110 V AC 50Hz / 120 V AC 60Hz		3RV2902-1AF0#		1	
	230 V AC 50Hz / 240 V AC 60Hz		3RV2902-1AP0		1	
	400 V AC 50Hz / 440 V AC 60Hz		3RV2902-1AV0		1	
Shunt trip units, Screw terminals	20...24V 50/60 Hz (100% ON period)		3RV2902-1DB0	3570.-		1
	20...70V 50/60Hz, DC (5s ON period)		3RV2902-1DF0			1
	90...110V 50/60 Hz (100% ON period)					1
	70...190V 50/60Hz, DC (5s ON period)		3RV2902-1DP0			1
	210...240V 50/60 Hz (100% ON period)					1
	190...330V 50/60Hz, DC (5s ON period)		3RV2902-1DV0#			1
	350...415V 50/60 Hz (100% ON period)				1	
	330...500V 50/60Hz, DC (5s ON period)		1			

# Spring type terminals are not available for this accessory

\* For ordering with spring type terminals, please replace 8th digit from '1' to '2'

@ One auxiliary release can be mounted on the right side. (does not apply to 3RV11 motor starter protectors with overload relay function)

## Accessories for 3RV2 / 3RV1

### Fixing accessories

Type of accessory	Version	For MPCB size	Type*	Unit LP ₹	Std. pkg. (nos.)
Push-in lugs	For screwing the motor starter protector onto mounting plates. For each motor starter protector, 2 units are required.	For 3RV1: S00,S0	3RB1900-0B	30.-	(1pack = 10 pcs)
Push-in lugs		For 3RV2: S00,S0	3RV2928-0B	25.-	(1pack = 10 pcs)

### Enclosure With EMERGENCY STOP rotary operating mechanism, Lockable in 0 position

Degree of protection	Integrated terminals	Installation width (for switch + lateral auxiliary switch)	For MPCB size	Type*	Unit LP ₹	Std. pkg. (nos.)
IP55	N and PE	54 mm	S00, S0	3RV1923-1FA00	2510.-	1
		82 mm	S2	3RV1933-1GA00	8185.-	1

## Accessories for 3RV2 / 3RV1

### Door-coupling rotary operating mechanism

Description	Size	Type	Unit LP ₹	Std. pkg. (nos.)
Door operating mechanism with door interlock, defeat facility, padlocking facility. Extension shaft 300mm (fixed coupler) Breaker operating kit & front drive for size	S00, S0	3RV19261B-Z <sup>@</sup>	4035.-	1
	S2	3RV19361B-Z <sup>@</sup>	4455.-	1
	S3 <sup>§</sup>	3RV19461B-Z <sup>@</sup>	5860.-	1
Front drive – fixed coupler (available as spare)	S00, S0, S2, S3	8UC626 <sup>#</sup>	1360.-	1

<sup>@</sup> One set available with breaker operator kit and 8UC front drive together

<sup>#</sup> MRP

<sup>§</sup> To use door-operating mechanism, on 3RV2 - Size S3, the knob attachment on breaker must be disassembled.

### Busbar accessories

Type of accessory	Version	Conductor cross-section			For MPCB size	Type	Unit LP ₹	Std. pkg. (nos.)
		Solid or stranded	Finely stranded with end sleeve	AWG cable, solid or stranded				
		mm <sup>2</sup>	mm <sup>2</sup>	AWG				
3-phase Infeed terminals	Connection from top	2.5...25	2.5...16	10 ... 4	3RV2 S00, S0	3RV2925-5AB	1955.-	1
		2 x (2.5 ... 50) <sup>2)</sup>	2 x (2.5 ... 35) <sup>2)</sup>	2 x (10.. 1/0) <sup>2)</sup>	3RV2 S2	3RV2935-5A	2055.-	1
		1 x (2.5 ... 70) <sup>2)</sup>	1 x (2.5 ... 50) <sup>2)</sup>	1 x (10 ... 2/0) <sup>2)</sup>				1
	Connection from bottom*	2.5...25	2.5...16	10 ... 4	3RV2 S00, S0	3RV2915-5B		1



\* This terminal is connected in place of a switch, please take the space requirement into account.

2) If two different conductor cross-sections are connected to one clamping point, both cross-sections must be in the range specified.





# Accessories for 3RV2 / 3RV1

## Busbar accessories

Type of accessory <sup>1)</sup>	Modular spacing mm	Number of MPCBs that can be connected			Current rating at 690V A	For MPCB size *	Type	Unit LP ₹	Std. pkg. (nos.)
		Without lateral accessories	With lateral auxiliary switch	Incl. auxiliary release					
3-phase busbar system	45 <sup>3)</sup>	2	-	-	63	S00, S0	3RV1915-1AB	1655.-	1
		3	-	-			3RV1915-1BB	1770.-	1
		4	-	-			3RV1915-1CB	2510.-	1
		5	-	-			3RV1915-1DB	2845.-	1
		-	2	-			3RV1915-2AB	1690.-	1
	55 <sup>4)</sup>	-	3	-	S00, S0	3RV1915-2BB	1770.-	1	
		-	4	-	S00, S0	3RV1915-2CB	2410.-	1	
		-	5	-	S00, S0	3RV1915-2DB	2845.-	1	
		2	-	-	108	S2	3RV1935-1A	2425.-	1
		3	-	-			3RV1935-1B	3050.-	1
	4	-	-	3RV1935-1C			3730.-	1	
	63 <sup>5)</sup>	-	-	2	63	S00, S0	3RV1915-3AB	2185.-	1
		-	-	4			3RV1915-3CB	2855.-	1
	75 <sup>5)</sup>	-	2	2	108	S2	3RV1935-3A	3730.-	1
		-	3	3			3RV1935-3B	3470.-	1
-		4	4	3RV1935-3C			4910.-	1	
Covers for connection tags (Touch protection for empty positions)						S00, S0	3RV1915-6AB	250.-	10
						S2	3RV1935-6A	450.-	5



- 1) Not suitable for 3RV21 MPCBs with overload relay function
  - 3) Auxiliary releases and lateral auxiliary switches cannot be used in combination.
  - 4) For 3RV2 MPCB with auxiliary switches 2 NO and 2 NC mounted on the left (9 mm wide).
  - 5) For 3RV2 MPCB with mounted accessories (18 mm wide). Auxiliary switches with 2 NO + 2 NC or signaling switch (mounted on the left) or with auxiliary release (mounted on the right).
- \* Approved for motor starter protectors size S0 , up to 32 A.

## Mounting accessories

Type of accessory	Version	For MPCB size	Type*	Unit LP ₹	Std. pkg. (nos.)
Scale covers, for covering the set current scale		3RV20, 3RV21,3RV24: S00 ... S2	3RV2908-0P	140.-	10
Covers for devices with box terminals	2 units required per device (Main current level)	3RV2 S2	3RT2936-4EA2	245.-	1





## Continuing the Legacy..

### 3VS Motor Protection Circuit Breakers

[www.siemens.co.in](http://www.siemens.co.in)


#### MPCBs for motor protection

Overload release range A	Type (w/o aux. contact)	Unit LP ₹	Type (with 1NO+1NC)	Unit LP ₹	Std. pkg. (nos)
0.1 - 0.16	3VS1300-0MB00	4365.-	3VS1300-1MB00	5235.-	1
0.16 - 0.24	3VS1300-0MC00		3VS1300-1MC00		1
0.24 - 0.4	3VS1300-0MD00	5085.-	3VS1300-1MD00	5285.-	1
0.4 - 0.6	3VS1300-0ME00		3VS1300-1ME00		1
0.6 - 1	3VS1300-0MF00	5120.-	3VS1300-1MF00	6125.-	1
1 - 1.6	3VS1300-0MG00		3VS1300-1MG00		1
1.6 - 2.4	3VS1300-0MH00	5360.-	3VS1300-1MH00	6185.-	1
2 - 3.2	3VS1300-0NH00		3VS1300-1NH00		1
2.4 - 4	3VS1300-0MJ00	5360.-	3VS1300-1MJ00	6240.-	1
3.2 - 5	3VS1300-0NJ00		3VS1300-1NJ00		1
4 - 6	3VS1300-0MK00	5410.-	3VS1300-1MK00	6300.-	1
5 - 8	3VS1300-0NK00		3VS1300-1NK00		1
6 - 10	3VS1300-0ML00	6215.-	3VS1300-1ML00	6980.-	1
8 - 13	3VS1300-0NL00	6510.-	3VS1300-1NL00	7310.-	1
10 - 16	3VS1300-0MM00	6635.-	3VS1300-1MM00	7445.-	1
14 - 20	3VS1300-0MN00	7400.-	3VS1300-1MN00	7945.-	1
18 - 25	3VS1300-0MP00	12095.-	3VS1300-1MP00	13640.-	1
6 - 10	3VS1600-0ML00		3VS1600-1ML00		1
10 - 16	3VS1600-0MM00	13340.-	3VS1600-1MM00	14950.-	1
16 - 25	3VS1600-0MN00	14180.-	3VS1600-1MN00	15090.-	1
22 - 32	3VS1600-0MP00	15930.-	3VS1600-1MP00	16745.-	1
28 - 40	3VS1600-0MQ00		3VS1600-1MQ00		1
36 - 52	3VS1600-0MR00		3VS1600-1MR00		1

Accessories are common for 3VS & 3VU

## Accessories for 3VS/3VU

Description	Version	Type	Unit LP ₹	Std. pkg. (nos.)
Add-on aux. block	1 NO + 1 NC	■ 3VU9131-3AA00	1270.-	1
Short-circuit signaling switch	1 NO + 1 NC	■ 3VU9131-7AA00	1465.-	1
Undervoltage release	230 V, 50 Hz	3VU9132-0AB15	3485.-	1
Shunt trip	230 V, 50 Hz 24 V, 50 Hz DC 110-240 V	3VU9132-0AB55	3450.-	1
		3VU9132-0AB50	3485.-	1
		3VU9132-0AB73	3485.-	1
Toggle padlocking device	Locking in Off pos	3VU9168-0KA00	940.-	1



## 3TF-3VS/3VU Connector\*\*

MPCB		Contactor		Type of Connector	Unit LP ₹	Std. pkg. (nos.)
Type	Current	Type Rating	AC3 Current Rating			
3VS13/ 3VU13	0.16 to 20A	3TF30 / 31	9 / 12 A	3TS9001-8K	410.-	1
3VS13/ 3VU13	6 to 25A	3TF32 / 33	16 / 22A	3TS9002-8K	485.-	1

\*\* For more details refer page no. 38

Description	Version	Type	Unit LP ₹	Std. pkg. (nos.)
Three-phase busbar for 3VS13/3VU13 only	In feed terminal (63 A)	3VU9135-1BB01	1745.-	1
	busbars for 2 MPCBs	3VU9135-1AB02	1395.-	1
	busbars for 3 MPCBs	3VU9135-1AB03	1685.-	1
	busbars for 4 MPCBs	3VU9135-1AB04	2170.-	1
	busbars for 5 MPCBs	3VU9135-1AB05	2440.-	1
Door operating mechanism with door interlock, defeat facility, pad locking facility, extension shaft 300mm	Breaker operating kit & front drive (fixed coupler) for 3VS13/3VU13 for 3VS16/3VU16	■ 3VU9133-Z®	3620.-	1
		■ 3VU9163-Z®	3855.-	1
Front drive for 3VS & 3VU	Fixed coupler	■ 8UC616#	1205.-	1

@ 1 set available with breaker operator kit and 8UC front drive together

# MRP



■ Stock items

Please order in multiples of standard packing.

LP - List Price

# SIEMENS



## SIRIUS 3RW Soft Starters

As versatile as your application

[www.siemens.co.in](http://www.siemens.co.in)

**Strong portfolio:**  
comprehensive, co-ordinated soft starter portfolio



**Intelligent operation:**  
concentrated, application-specific functionality



**Efficient switching:**  
hybrid switching technology on board



**Ready for a digital future:**  
data available whenever and wherever needed



# Digital soft starters - SIRIUS 3RW30/40/50



- 3RW30**  
From 1.5 - 55 kW
- Compact design
  - Integrated bypass contact system
  - Soft start
  - Innovative 2-phase "Polarity Balancing" operation



- 3RW40**  
From 5.5 - 55 kW
- Soft start, soft stop, adjustable current limit.
  - Integrated bypass contact system
  - Integrated microprocessor based overload relay with adjustable trip class 10/15/20.
  - Intrinsic device protection to protect against thermal overloading of thyristors.
  - Integrated state and fault monitoring
  - Innovative 2-phase "Polarity Balancing" operation



**NEW**

- 3RW50**  
From 75 to 315 kW
- Soft starting and smooth ramp-down due to soft torque function
  - Hybrid-switching technology with 2-phase control
  - Parameterization via rotary coding switches
  - ATEX/IECEx certified – hence suitable for motors in potentially explosive atmosphere
  - Optional HMI modules and communication modules (external connection)
  - Optional TIA integration

Rated operating voltage U <sub>e</sub> , In line circuit V AC	Motor rating at 415V, 40°C, normal starting, in line circuit kW	Rated operating current I <sub>e</sub> (AC-53a) A (40°C/50°C/60°C)	Type	Unit LP ₹	Std. pkg. (nos)
200-480	1.5	3.6/3.3/3	3RW3013-1BB\$4	17380.-	1
200-480	3	6.5/6/5.5	3RW3014-1BB\$4	20165.-	1
200-480	4	9/8/7	3RW3016-1BB\$4	23110.-	1
200-480	5.5	12.5/12/11	3RW3017-1BB\$4	27375.-	1
200-480	7.5	17.6/17/14	3RW3018-1BB\$4	32950.-	1
200-480	11	25.3/23/21	3RW3026-1BB\$4	36395.-	1
200-480	15	32.2/29/26	3RW3027-1BB\$4	47535.-	1
200-480	18.5	38/34/31	3RW3028-1BB\$4	59350.-	1
200-480	22	45/42/39	3RW3036-1BB\$4	64585.-	1
200-480	30	65/58/53	3RW3037-1BB\$4	87855.-	1
200-480	37	72/62.1/60	3RW3038-1BB\$4	108180.-	1
200-480	45	80/73/66	3RW3046-1BB\$4	121295.-	1
200-480	55	106/98/90	3RW3047-1BB\$4	134410.-	1

\$ Order No. supplement for rated control supply voltage U<sub>s</sub>      • 24 V AC/DC **0**      • 110 ... 230 V AC/DC **1**

Rated operating voltage U <sub>e</sub> , In line circuit V AC	Motor rating at 415V, 40°C, normal starting, in line circuit kW	Rated operating current I <sub>e</sub> (AC-53a) A (40°C/50°C/60°C)	Type	Unit LP ₹	Std. pkg. (nos)
200...480	5.5	12.5 / 11 / 10	3RW4024-1BB\$4	47820.-	1
200...480	11	25 / 23 / 21	3RW4026-1BB\$4	59080.-	1
200...480	15	32 / 29 / 26	3RW4027-1BB\$4	73180.-	1
200...480	18.5	38 / 34 / 31	3RW4028-1BB\$4	90065.-	1
200...480	22	45 / 42 / 39	3RW4036-1BB\$4	102105.-	1
200...480	30	63 / 58 / 53	3RW4037-1BB\$4	120595.-	1
200...480	37	72 / 62 / 60	3RW4038-1BB\$4	136660.-	1
200...480	45	80 / 73 / 66	3RW4046-1BB\$4	154090.-	1
200...480	55	106 / 98 / 90	3RW4047-1BB\$4	171520.-	1

\$ Control Voltage Code:      • 24 V AC/DC **0**      • 110 ... 230 V AC/DC **1**

For ordering 3RW40 soft starters with thermistor protection in the above range:

- Add ₹ 10425.- to corresponding prices and
- Change the 9th digit in the type reference to 'T' from 'B'.

**NEW**

Rated operating voltage U <sub>e</sub> , In line circuit V AC	Motor rating at 415V, 40°C, normal starting, in line circuit kW	Rated operating current I <sub>e</sub> (AC-53a) A (40°C/50°C)	Type	Unit LP ₹	Std. pkg. (nos)
200 ... 480	75	143 / 128	3RW5055-6AB\$4	193960.-	1
200 ... 480	90	171 / 153	3RW5056-6AB\$4	239605.-	1
200 ... 480	110	210 / 186	3RW5072-6AB\$4	266860.-	1
200 ... 480	132	250 / 220	3RW5073-6AB\$4	273825.-	1
200 ... 480	160	315 / 279	3RW5074-6AB\$4	330885.-	1
200 ... 480	200	370 / 328	3RW5075-6AB\$4	365100.-	1
200 ... 480	250	470 / 416	3RW5076-6AB\$4	399330.-	1
200 ... 480	315	570 / 504	3RW5077-6AB\$4	426875.-	1

\$ Control Voltage Code:      • 24 V AC/DC **0**      • 110 ... 230 V AC/DC **1**

- For 3RW50 with operating voltage U<sub>e</sub> 200...600V AC: Change the last digit of MLFB from "4" to "5" and increase the standard operating voltage list price by 15%.
- For 3RW50 with thermistor motor protection change the 9th digit of MLFB from "A" to "T"

# SIRIUS 3RW52-Standard Applications

From 5.5 - 315kW

- Main Voltage: 200-480V & 200-600V
- Bypass System: Integrated (Hybrid technology)
- Controlled Phases: 3
- Connection Type: Standard & Inside Delta
- Control Voltage: 24V AC/DC & 110-250V AC
- Motor over load protection class: 10A, 10E, 20E
- Analog output: 0-10V & 4-20mA (Optional)
- Communication protocol (Optional) - PN-Std, PN-HF, PB, MB-TCP, MB-RTU
- Operator Panel: Standard and High features HMI (Optional)



Rated operating voltage U <sub>e</sub> , in line circuit V AC	Motor rating at 415V, 40°C, normal starting, (in line circuit) kW	Motor rating at 415V, 40°C, normal starting, (in delta circuit) kW	Rated operating current I <sub>e</sub> (AC-53a) A (40°C/50°C)	Type	Unit LP ₹	Std. pkg. (nos)
200...480	5.5	11	13/11.5	3RW5213-1AC\$4	80765.-	1
200...480	7.5	15	18/15.9	3RW5214-1AC\$4	89740.-	1
200...480	11	18.5	25/22.3	3RW5215-1AC\$4	103190.-	1
200...480	15	22	32/28.4	3RW5216-1AC\$4	109060.-	1
200...480	18.5	30	38/33.5	3RW5217-1AC\$4	128545.-	1
200...480	22	45	47/41.6	3RW5224-1AC\$4	136325.-	1
200...480	30	55	63/55.5	3RW5225-1AC\$4	163600.-	1
200...480	37	75	77/68	3RW5226-1AC\$4	194755.-	1
200...480	45	90	93/82.5	3RW5227-1AC\$4	245370.-	1
200...480	55	110	113/101	3RW5234-6AC\$4	284335.-	1
200...480	75	132	143/128	3RW5235-6AC\$4	311600.-	1
200...480	90	160	171/151	3RW5236-6AC\$4	321645.-	1
200...480	110	200	210/186	3RW5243-6AC\$4	332495.-	1
200...480	132	250	250/220	3RW5244-6AC\$4	361005.-	1
200...480	160	315	315/279	3RW5245-6AC\$4	389490.-	1
200...480	200	355	370/328	3RW5246-6AC\$4	459600.-	1
200...480	250	400	470/416	3RW5247-6AC\$4	522510.-	1
200...480	315	560	570/504	3RW5248-6AC\$4	662125.-	1

\$ Control voltage code:

• 24V AC/DC 0

• 110---250 V AC 1

\* – For 3RW52 with operating voltage U<sub>e</sub> 200...600V AC - change the last digit of MLFB from "4" to "5" and increase the standard operating voltage list price by 15%.

– For 3RW52 with thermistor motor protection, change the 9th digit of MLFB from "A" to "T"

Note: Commissioning service is available at extra cost.

In the event of deviating conditions or higher switching frequency, it may be necessary to choose a larger unit.

**Siemens recommends use of selection and simulation program  
Simulation Tool for Soft Starters (STS).**

Refer technical specifications for more details.

For more details, please visit: [www.siemens.com/softstarter](http://www.siemens.com/softstarter)

## Soft Starter selection made handy!

with few clicks on your mobile



# 3RW55: for heavy duty and high end applications

From 5.5 - 315 kW

NEW



- Main Voltage: 200-480V & 200-690V
- Bypass System: Integrated (Hybrid technology)
- Controlled Phases: 3
- Connection Type: Standard & Inside Delta
- Control Voltage: 24V AC/DC & 110-250V AC
- Motor over load protection class: 5/10/15/20/30
- Analog output: 0-10V & 4-20mA (Optional)
- Communication protocol (Optional) - PN-Std, PN-HF, PB, MB-TCP, MB-RTU
- Operator Panel: High features HMI
- Optionally available Failsafe Variant
- With unique Autoparameterisation feature

Rated operating voltage Ue, in line circuit V AC	Motor rating at 415V, 40°C, normal starting, (in line circuit) kW	Motor rating at 415V, 40°C, normal starting, (in delta circuit) kW	Rated operating current Ie (AC-53a) A (40°C/50°C)	Type	Unit LP ₹	Std. pkg. (nos)
200...480	5.5	11	13/11.5	3RW5513-1HA\$4	99210.-	1
200...480	7.5	15	18/15.9	3RW5514-1HA\$4	105535.-	1
200...480	11	18.5	25/22.3	3RW5515-1HA\$4	124165.-	1
200...480	15	22	32/28.4	3RW5516-1HA\$4	146075.-	1
200...480	18.5	30	38/33.5	3RW5517-1HA\$4	172175.-	1
200...480	22	45	47/41.6	3RW5524-1HA\$4	182595.-	1
200...480	30	55	63/55.5	3RW5525-1HA\$4	219120.-	1
200...480	37	75	77/68	3RW5526-1HA\$4	260850.-	1
200...480	45	90	93/82.5	3RW5527-1HA\$4	328665.-	1
200...480	55	110	113/101	3RW5534-6HA\$4	380840.-	1
200...480	75	132	143/128	3RW5535-6HA\$4	417380.-	1
200...480	90	160	171/151	3RW5536-6HA\$4	430820.-	1
200...480	110	200	210/186	3RW5543-6HA\$4	445360.-	1
230...480	132	250	250/220	3RW5544-6HA\$4	483540.-	1
230...480	160	315	315/279	3RW5545-6HA\$4	521690.-	1
230...480	200	355	370/328	3RW5546-6HA\$4	615600.-	1
230...480	250	400	470/416	3RW5547-6HA\$4	699865.-	1
230...480	315	560	570/504	3RW5548-6HA\$4	886885.-	1
200...480	355	630	630/561	3RW5552-6HA\$4	1172255.-	1
200...480	400	710	720/641	3RW5553-6HA\$4	Upon Request	1
200...480	450	800	840/748	3RW5554-6HA\$4		1
200...480	560	1000	1100/979	3RW5556-6HA\$4		1
200...480	710	1200	1280/1139	3RW5558-6HA\$4		1

\$ Control voltage code:

• 24V AC/DC 0

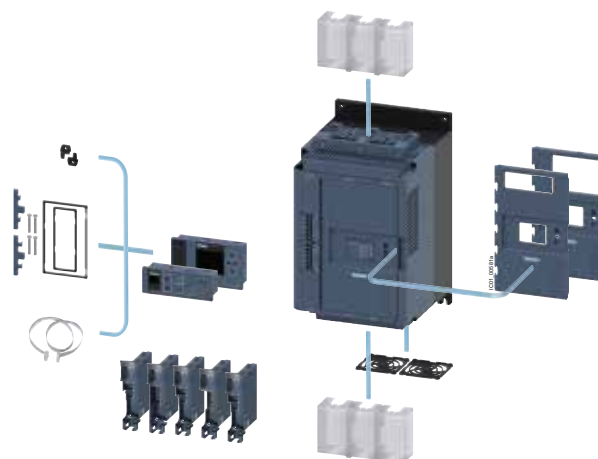
• 115---250 V AC 1

- For 3RW55 with operating voltage Ue 200...690V AC: Change the last digit of MLFB from "4" to "6" and increase the standard operating voltage list price by 30%.

- For 3RW55 with fail safe variant: Change the 10th digit of MLFB from "A" to "F" and increase the standard operating voltage list price by 15% (available up to 315kW)

## Accessories for 3RW55/3RW52

Description	Type	Unit LP ₹	Std. pkg. (nos.)
Profibus communication module	3RW5980-0CP00	50950.-	1
ProfiNET communication module	3RW5980-0CS00	57320.-	1
Modbus TCP	3RW5980-0CT00	50950.-	1
External display - Standard HMI	3RW5980-0HS00	17845.-	1
External display - High Featured HMI	3RW5980-0HF00	51550.-	1
Connection cable for Door Mounting of HMI display module	(5 mtr - Flat)	3RW5980-0HC60	12375.-
	(0.1 mtr - Flat)	3UF7931-0AA00-0	1515.-
	(0.5 mtr - Flat)	3UF7932-0BA00-0	4530.-
	(1 mtr - Round)	3UF7937-0BA00-0	5040.-
	(2.5 mtr - Round)	3UF7933-0BA00-0	5420.-
SIRIUS Soft Starter ES V16 Professional	License key on USB flash drive	3ZS1320-6CC12-0YA5	129700.-
	License key downloaded	3ZS1320-6CE12-0YB5	122875.-



Note: Commissioning service is available at extra cost.

Siemens recommends use of selection and simulation program **Simulation Tool for Soft Starters (STS)**.

For more details, please visit: [www.siemens.com/softstarter](http://www.siemens.com/softstarter)

**Simple installation** ▶  
Thanks to push-in technology.

**Wide range of performance** ▶  
For motors up to 5.5 kW.

**Hybrid switching technology** ▶  
Durable and energy-saving, since  
relay contacts are  
not subject to loading.

**Safety Integrated** ▶  
Versatile safety solutions:  
shutdown via SIMATIC F-CPU or  
SIRIUS 3SK safety relay.

**Quick stop and limit position disconnecter** ▶  
Load switch off even at high speed –  
independent of central controller.

**Space requirements reduced by up to 50%** ▶  
Just 30 mm wide, it is much slimmer  
than other distributed I/O systems.

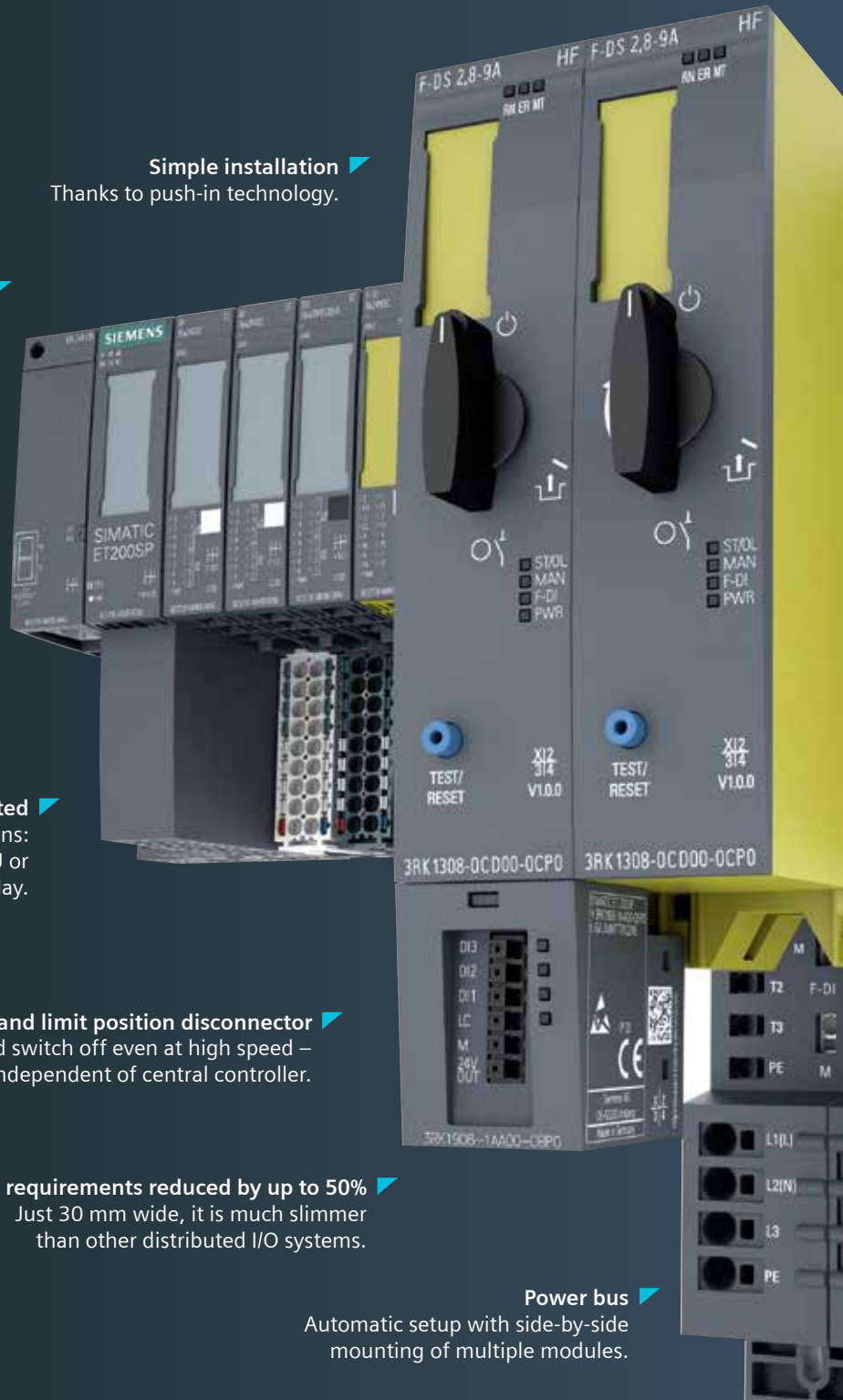
**Power bus** ▶  
Automatic setup with side-by-side  
mounting of multiple modules.

# ET 200SP - Motor starters up to 5.5 kW

Compact & Intelligent

[www.siemens.co.in](http://www.siemens.co.in)

**SIEMENS**





# SIEMENS



## Start-up with a small footprint – **SIRIUS 3RM1 Motor Starter**

Multifunctional with a width of just 22.5mm

[www.siemens.co.in](http://www.siemens.co.in)

### 3RM1 Compact Starters – DOL and RDOL

Rated operational voltage Ue	Description	Type	Unit LP ₹
48–500V	DOL, upto 0.12KW	3RM10011AA.4	33105.-
48–500V	DOL, 0.09 to 0.75KW	3RM10021AA.4	33105.-
48–500V	DOL, 0.55 to 3KW	3RM10071AA.4	33105.-
48–500V	RDOL, upto 0.12KW	3RM12011AA.4	36040.-
48–500V	RDOL, 0.09 to 0.75KW	3RM12021AA.4	36040.-
48–500V	RDOL, 0.55 to 3KW	3RM12071AA.4	36040.-


Control voltage code @50Hz:

• 24V AC/DC 0

• 110–230V AC, 110V DC 1

### Accessories

Description	Type	Unit LP ₹
3-phase busbar for 2 3RM1	3RM19101AA	Upon Request
3-phase busbar for 3 3RM1	3RM19101BA	Upon Request
3-phase busbar for 5 3RM1	3RM19101DA	Upon Request
CAP for busbar of 3RM1	3RM19106AA	Upon Request
3-PHASE FEED-IN TERMINAL 3RM1	3RM19201AA	Upon Request





# RAJA+ Agriculture Starters & Controllers

Soch Nayi, Vishwaas Wah!



**SIEMENS**

## Agriculture Starters

NEW



### DOL

Starter in S. S. housing, incl. birelay with SPP

Motor rating at 415V, 3ph, 50Hz		Type <sup>1)</sup> (DOL)	Relay range A	Unit MRP ₹	Std. pkg. (nos.)
HP	kW				
0.33	0.25	3TW72911A.64	0.63-1	Refer RAJA+ Pricelist	1
0.75	0.55	3TW72911A.66	1-1.6		1
1	0.75	3TW72911A.68	1.6-2.5		1
1.5	1.1	3TW72911A.69	2-3.2		1
2	1.5	3TW72911A.71	3.2-5		1
3	2.2	3TW72911A.72	4-6.3		1
5	3.7	3TW72911A.74	6.3-10		1
-	-	3TW72911A.75	8-12.5		1
7.5	5.5	3TW72911A.77	10-16		1
10	7.5	3TW72911A.78	12.5-20		1

<sup>1)</sup> Enter code for coil voltage, 50Hz (B for 200-400V, W for 415V)

For RAJA+ DOL Starters 3TW72931A... (0.33-5HP) with 18A contactor are IEC 60947-4-1: 2012 compliant without ISI mark

### Star Delta

Automatic starter in S.S. housing, incl. birelay with SPP

Motor rating at 415V, 3ph, 50Hz		Type <sup>4)</sup> (ASD)	Relay range A	Unit MRP ₹	Std. pkg. (nos.)
HP	kW				
10	7.5	3TE72910AW74	6.3-10	Refer RAJA+ Pricelist	1
12.5	9.3	3TE72910A.75	8-12.5		1
15	11	3TE72910A.77	10-16		1
20	15	3TE72910A.78	12.5-20		1
25	18.5	3TE72910A.79	16-25		1

<sup>4)</sup> Enter code for coil voltage, 50Hz (B for 200-400V, W for 415V)

## Industrial Starters

### DOL

DOL Starter in S.S.housing (without birelay - to be ordered separately)

Motor rating at 415V, 3ph, 50Hz		Type <sup>2)</sup> (DOL)	Birelay (recommended)	Unit LP ₹	Std. pkg. (nos.)
HP	kW				
15	11	3TW7493-2AR0*	3US5200-2C8K (16-25A)	8340.-	1
20	15	3TW7494-2A..	3US5600-2D8K (20-32A)	10250.-	1
25	18.5	3TW7495-2A..	3US5600-2Q8K (25-36A)	11710.-	1
30	22	3TW7496-2A..	3US5800-2F8K (32-50A)	14440.-	1
40	30	3TW7497-2A..	3US5800-2T8K (40-57A)	18410.-	1
50	37	3TW7498-2A..	3US5800-2V8K (57-70A)	23880.-	1
60	45	3TW7499-2A..	3US5800-8Y8K (70-95A)	26725.-	1
75	55	3TW7590-2A..	3US5800-5C8K (85-105A)	33485.-	1

\* Only coil voltage of 415V 50Hz available

<sup>2)</sup> Enter code for coil voltage, 50Hz ("R0" for 415V, "P0" for 230V)

<sup>†</sup> 3TE75 have in-built birelay whereas 3TE74 doesn't have in-built birelay

For selection and LPs of spares for Industrial Starter contact sales

### Star Delta

Automatic Star delta starter in S.S. housing (without birelay - to be ordered separately)

Motor rating at 415V, 3ph, 50Hz		Type <sup>2)</sup> (ASD)	Birelay (recommended)	Unit LP ₹	Std. pkg. (nos.)
HP	kW				
30	22	3TE7493-2A..	3US5600-2C8K (16-25 A)	29690.-	1
40	30	3TE7494-2A..	3US5600-2D8K (20-32 A)	31105.-	1
50	37	3TE7495-2A..	3US5600-2R8K (32-40 A)	43440.-	1
60	45	3TE7496-2A..	3US5800-2F8K (32-50 A)	61620.-	1
75	55	3TE7497-2A..	3US5800-2T8K (40-57 A)	75405.-	1

Automatic Star delta starter in S.S. housing (With in-built birelay)

Motor rating at 415V, 3ph, 50Hz		Type <sup>2)</sup> (ASD)	Birelay (recommended)	Unit LP ₹	Std. pkg. (nos.)
HP	kW				
100	75	3TE7594-2AR0* <sup>†</sup>	3US58 00-8Y8K ( 70-95A) <sup>†</sup>	107310.-	1
125	90	3TE7595-2AR0* <sup>†</sup>	3US58 00-8Y8K ( 70-95A) <sup>†</sup>	110475.-	1
150	110	3TE7596-2AR0* <sup>†</sup>	3US58 00-5D8K (95-120A) <sup>†</sup>	112045.-	1
180	132	3TE7597-2AR0* <sup>†</sup>	3US62 20-5B8K (115-180A) <sup>†</sup>	119935.-	1

MRP - Maximum Retail Price

LP - List Price

Siemens Limited Low Voltage Control Products Price List Eff. 10.11.2023 67

## Spares for starters

### Spares for 3TW7 Starters

Description	Type	Unit MRP ₹	Std. pkg. (nos.)
Contactora for 200-400V	3TS3010-0AZ608KA0	1460.-	1
Contactora for 200-400V	3TS3210-0AZ608KA0	1905.-	1
Contactora for 415V	3TS3010-0AR008KA0	1460.-	1
Contactora for 415V	3TS3210-0AR008KA0	1905.-	1
Relay	3UW5102-##	2280.-	1
Coil for 200-400V	3TY7403-0AZ6	1000.-	10
Coil for 415V	3TY7403-0AR0	960.-	10

The spares shall be used with starters only.

# Contact Sales

### Code for 3UW51/52 relay range

Relay range	0.63-1	1-1.6	1.6-2.5	2-3.2	3.2-5	4-6.3	6.3-10	8-12.5	10-16	12.5-20	16-25
Code	0J	1A	1C	1D	1F	1G	1J	1K	2A	2B	2C

### Spares for 3TE7 Starters

Description	Type	Unit MRP ₹	Std. pkg. (nos.)
Contactora for 200-400V	3TS3010-0AZ608K	1380.-	1
Contactora for 415V	3TS3010-0AR008K	1380.-	1
Contactora for 200-400V	3TS3210-0AZ608K	1815.-	1
Contactora for 415V	3TS3210-0AR008K	1700.-	1
Contactora for 200-400V	3TS3300-0AZ608K	2425.-	1
Contactora for 415V	3TS3300-0AR008K	2190.-	1
Relay	3UW5102-##	2280.-	1
Relay	3UW5202##	2555.-	1
Coil for 200-400V	3TY7403-0AZ6	1000.-	10
Coil for 415V	3TY7403-0AR0	960.-	10



## Water level controller

Description	Type	Unit MRP ₹	Std. pkg. (nos.)
Water level controller relay	110-240V AC/DC Single tank (suction or filling) or dual tank (suction and filling) monitoring	7UG0885-1JU20	2315.- 1
Sensor for water level controller relay	Pack of 3 sensor	7UG0985-0YY00	695.- 1



## Electronic timers - 3RP



Function	Time range	Input voltage		Type	Unit LP ₹	Std. pkg (nos.)
		AC (50/60Hz)	DC			
On-delay with 1C/O contacts	0.5 – 10 sec	24/100-127	24	<ul style="list-style-type: none"> <li>■ 3RP1511-1AQ308K</li> <li>■ 3RP1511-1AP308K</li> </ul>	2790.-	1
		24/200-240	24			
	5 – 100 sec	24/100-127	24	<ul style="list-style-type: none"> <li>■ 3RP1513-1AQ308K</li> <li>■ 3RP1513-1AP308K</li> </ul>	2800.-	1
		24/200-240	24			
0.05 sec to 100 Hrs. (15 time setting ranges)	24/100-127	24	<ul style="list-style-type: none"> <li>■ 3RP1525-1AQ308K</li> <li>■ 3RP1525-1AP308K</li> </ul>	4110.-	1	
						24/200-240
Off-delay with 1C/O contacts	0.5 – 10 sec	24/100-127	24	<ul style="list-style-type: none"> <li>■ 3RP1531-1AQ308K</li> <li>■ 3RP1531-1AP308K</li> </ul>	3705.-	1
		24/200-240	24			
5 – 100 sec	24/100-127	24	<ul style="list-style-type: none"> <li>■ 3RP1533-1AQ308K</li> <li>■ 3RP1533-1AP308K</li> </ul>	3760.-	1	
	24/200-240	24				
Multi-function with 1C/O contacts	0.05 sec to 100 Hrs. (15 time setting ranges)	24 - 240	24 - 240	<ul style="list-style-type: none"> <li>■ 3RP1505-1AW308K</li> </ul>	5725.-	1
		Label set - 8 functions (On delay, Off delay, On+Off delay, flashing, pulse make contact, pulse break contact, pulse shaping and additive ON delay)				
Star-Delta 1NO inst & 1NO delayed	1 – 20 sec	200-240 / 380-440V AC		3RP1574-1NM208K	2825.-	1
	3 – 60 sec	24/100-127	24	<ul style="list-style-type: none"> <li>■ 3RP1576-1NQ308K</li> </ul>	2890.-	1
		24/200-240	24	<ul style="list-style-type: none"> <li>■ 3RP1576-1NP308K</li> </ul>	2890.-	1
		200-240/380-440V AC		<ul style="list-style-type: none"> <li>■ 3RP1576-1NM208K</li> </ul>	2975.-@	1
	230-400V AC		<ul style="list-style-type: none"> <li>■ 3RP1576-1NP208K</li> </ul>	2975.-@	1	
Push-in lug (for mounting 3RP timer with screws)				3RP19038K (1 pack = 10 pcs)	250.-	1 pack

# with 2C/O contacts      \$ Price per pack      \* 1 pack consists of 1 label set  
 For 7PV0 timer portfolio refer page no. 71  
 @ Prices mentioned are at MRP

## 3RR2 Current monitoring relays

The relays can be installed as a stand-alone unit using the suitable terminal bracket.



### Screw Terminals

Size of relay / contactor	Set current value of the inverse-time delayed overload release A	Supply voltage	Type*	Unit LP ₹	Std. pkg. (nos.)
<b>Basic Version</b>					
S00	1.6...16	24V AC/DC	3RR2141-1AA30	15670.-	1
	1.6...16	24...240V AC/DC	3RR2141-1AW30	17065.-	1
S0	4 ... 40	24V AC/DC	3RR2142-1AA30	19720.-	1
	4 ... 40	24...240V AC/DC	3RR2142-1AW30	21075.-	1

Size of relay / contactor	Set current value of the inverse-time delayed overload release A	Supply voltage	Type*	Unit LP ₹	Std. pkg. (nos.)
<b>Standard Version</b>					
S00	1.6...16	24V AC/DC	3RR2241-1FA30	31970.-	1
	1.6...16	24...240V AC/DC	3RR2241-1FW30	34825.-	1
S0	4 ... 40	24V AC/DC	3RR2242-1FA30	37690.-	1
	4 ... 40	24...240V AC/DC	3RR2242-1FW30	39960.-	1

For ordering terminal bracket for stand alone installation please refer page no. 47

\*For ordering current monitoring relay 3RR with spring type terminals, please replace 8th digit from '1' to '2'

## Line monitoring relays - 3UG

Phase Sequence	Phase Failure	Phase Imbalance	Under Voltage	Over Voltage	Delay times	Display	Contacts	Line Supply Voltage	Type	Unit LP ₹	Std. pkg. (nos.)
Yes	Yes	10%	-	-	-	-	1 CO	160-690V	3UG4512-1AR20	14645.-	1
Yes	Yes	20%	160-690V	-	Off delay 0.1-20 s	-	2 CO	160-690V	3UG4513-1BR20	19600.-	1
Yes	Yes	Yes	160-690V	160-690V	Off delay 0.1-20 s	Yes	2 CO	160-690V	3UG4615-1CR20	28420.-	1

## 3UG Monitoring Relays for Electrical and Additional Measurements

Hysteresis	Function	Version of Auxiliary Contacts	Control supply voltage $U_s^{1)}$	Type	Unit LP ₹	Std. pkg. (nos.)
		CO	V AC			
--	Phase Sequence Monitoring 3 Phase	1	360...520	3UG4511-1AP20	14690.-	1
		2		3UG4511-1BP20	16605.-	1
--	Monitoring of phase sequence, phase failure and phase unbalance	2	160...690	3UG4512-1BR20	18805.-	1
Adjustable 1-20V	Digital Monitoring Relay, phase sequence, phase & N conductor failure (90...400 w.r.t. N), overvoltage and undervoltage (Tripping delay 1-20) <sup>2)</sup>	2 <sup>2)</sup>	90...400 w.r.t. N	3UG4616-1CR20	32950.-	1
p.f. 0.1 & active current $I_{res}$ 0.1...2.0A	Digital Power factor and active current monitoring (p.f. range 0.1 to 0.99 & active current $I_{res}$ 0.2-10A) ON-delay 0-99s, OFF-delay 0.1-20s)	2	90...690	3UG4641-1CS20	32950.-	1
0.1...150V	Digital Voltage Monitoring Relay range 17 to 275V AC/DC spikedelay 0.1 to 20 sec	1	Self Powered	3UG4633-1AL30	25200.-	1
0.1...300V	Digital Voltage Monitoring Relay range 10...600V AC/DC, Delay 0.1...20sec	1	24...240V AC/DC	3UG4632-1AW30	26870.-	1
--	#Level Monitoring Relay sensitivity 2K $\Omega$ to 200K $\Omega$ . Tripping delay 0.1...10sec	1	24...240V AC/DC	3UG4501-1AW30	17905.-	1
--	#Wire electrode for Level Monitoring Relay, 500 MM long, with tefelon insulation			3UG3207-3A	29170.-	1

1) Absolute limit values

2) 1 CO Contact each and 1 tripping delay time each for  $U_{min}$  and  $U_{max}$ .

3) LSB: Smallest adjustable value, transformer-dependent,  $\leq 1\%$  of  $I_{\Delta n}$ .

# Level monitoring relays must be ordered along with electrodes, for different level controls variety of electrodes are available, for more details refer IC10.

## Thermistor motor protection relay - 3RN2

Type of Thermistor	Reset	Contacts	Control Supply voltage	Type	Unit LP ₹	Std. pkg. (nos.)
PTC type A	Auto	1CO	24V-240V AC/DC	3RN2000-1AW30	9065.-	1

## Insulation monitoring relay -3UG

Measuring Range $U_e$ kV	Function	Rated control supply voltage $U_s$ V	Type	Unit LP ₹	Std. pkg. (nos.)
1-110	Insulation monitors for ungrounded AC networks	24-240 AC/DC	3UG4581-1AW31	44030.-	1
		0 ... 250 AC	3UG4582-1AW31	40720.-	1
1-110	Insulation monitors for ungrounded DC & AC networks	0 ... 400 AC, 0 ... 600 DC <sup>1)</sup>	3UG4583-1CW31	89725.-	1
	Voltage reducer modules	Extending the mains voltage range to max. 690 V AC and 1000 V DC	3UG4983-1AA01	48050.-	1
	Sealable, transparent covers	For 3UG45 81, 3UG45 82	3UG4981-0C	2940.-	1
		For 3UG45 83	3UG4983-0C	3000.-	1

1) With 3UG4983-1AA01 voltage reducer module suitable also for the insulation monitoring of IT networks up to 690 V AC and 1000 V DC.

# Timing and Monitoring Relays

## Features and Benefits

- Two sizes for the entire range 17.5mm & 35mm width
- The entire range is suitable for DIN rail mounting
- Variant with digital display
- Auto / Manual reset



for more info  
scan QR code



Relay	MLFB	Neutral loss protection	Phase failure protection	Imbalance protection	Phase reversal protection	Under voltage protection	Over voltage protection	Under freq protection	Over freq protection	Other parameters
Line monitoring relay	7UG0 712		✓	✓	✓					
	7UG0 814	✓	✓	✓	✓	✓	✓	✓	✓	
	7UG0 818		✓	✓	✓	✓	✓	✓	✓	
Voltage Monitoring relay	7UG0 753		✓		✓	✓	✓			
Current Monitoring relay	7UG0 82		✓	✓						Under-current and over-current protection
	7UG0 83		✓	✓						Under-current and over-current protection
Earth leakage relay	7UG0 84									Earth leakage protection
Earth fault monitoring relay	7UG0 86									Earth fault protection
Temperature controller (TC)	7UG0 48									Monitors temperature, input sensor TC/RTD
Water level controller relay	7UG08 85									Monitors and controls liquid level (conductive)
Thermistor protection relay	7UG08 81									Sensor input: Positive coefficient thermistor (PTC)
Speed monitoring relay	7UG05 83									Over/under speed protection

## 7UG0 monitoring relays

Description		Type	Unit LP ₹	Std. pkg. (nos.)
Line monitoring relay	Self powered 3Ph-3W	7UG0712-1AA20	1655.-	1
	Self powered 1Ph-2W, 3Ph-3W, 3Ph-4W	7UG0814-1CA20	3875.-	1
	Self powered 3Ph-3W, 3Ph-4W	7UG0818-1CA20	3555.-	1
Voltage Monitoring relay	Self powered 3Ph-3W	7UG0753-1AA20	2825.-	1
Current Monitoring relay	110 V AC 1Ph-2W	7UG0821-1AB20	4590.-	1
	230 V AC 1Ph-2W	7UG0822-1AD20	4375.-	1
	110 V AC 1Ph-2W, 3Ph-3W, 3Ph-4W	7UG0831-1AB20	5585.-	1
	230 V AC 1Ph-2W, 3Ph-3W, 3Ph-4W	7UG0832-1AD20	5320.-	1
	110 V AC 1Ph-2W, 3Ph-3W, 3Ph-4W	7UG0841-1CB20	5895.-	1
Earth leakage relay	110 V AC 1Ph-2W, 3Ph-3W, 3Ph-4W	7UG0841-1CB20	5895.-	1
	230 V AC 1Ph-2W, 3Ph-3W, 3Ph-4W	7UG0842-1CD20	5955.-	1
CBCT for ELR	35mm	7UG09-96	2145.-	1
	70mm	7UG09-97	2450.-	1
	120mm	7UG09-99	4175.-	1
	210mm	7UG0 994*	8035.-	1
	310mm	7UG0 995*	11970.-	1
Earth Fault monitoring relay	1 Ph-2W, 3Ph-3W, 3Ph-4W	7UG0861-1BU20	6095.-	1
CBCT for EFR: 160 frame	Core Balance CT 160 frame, 3P	7UG09910	2105.-	1
	Core Balance CT 160 frame, 4P	7UG09911	2400.-	1
CBCT for EFR: 250 frame	Core Balance CT 250 frame, 3P	7UG09912	2540.-	1
	Core Balance CT 250 frame, 4P	7UG09913	2995.-	1
CBCT for EFR: 630 frame	Core Balance CT 630 frame, 3P	7UG09914	3745.-	1
	Core Balance CT 630 frame, 4P	7UG09915	4050.-	1
Automatic Power factor correction relay (APFC relay)	8 Stage with LCD display	7UG0571-1FT20	23345.-	1
	12 Stage with LCD display	7UG0572-1GT20	25005.-	1
	12 stage with LED display	7UG0572-1GT21	14300.-	1
Temperature controlling relay	PID/ON-OFF Control suitable for PTC/RTD inputs CO + SSR output	7UG0 480-1IU20	4470.-	1
Water level controller relay	110-240V AC/DC	7UG0885-1JU20		1
Sensor for water level controller relay	Pack of 3 sensor	7UG0985-0YY00		1
Thermistor protection relay	110-240V AC/DC	7UG0881-1BU20	2695.-	1
Speed monitoring relay	110-240V AC/DC	7UG0583-1CU20	8100.-	1

## 7PV0 timers

Description		Type	Unit LP ₹	Std. pkg. (nos.)
ON delay timer	230V AC	7PV0712-1AD20	1640.-	1
Multifunction timer with digital display	20-240V AC/DC	7PV0732-1AV20	3210.-	1
Multifunction timer - analog	20-240V AC / 12--240V DC	7PV0723-1AZ20	2145.-	1

Note: \* Non RoHS and CE

# Plug-in-relay - 7RQ

Now in **NEW** TI - GREY **CE** **RoHS** Compliant

## Features and Benefits

- LED status indicator as a standard feature - allows personnel to see the relay status in dark conditions
- Mechanical indicators - allow personnel to see relay status under normal light or bright conditions
- Easy grip cover - adds to the ease of removing the relay from the socket
- Removable I.D. (identification) label- allows for easy identification
- Wide operating voltage range
- DIN rail / PCB mounting – Quick & Easy Installation



Relay	Standard Features	Control supply voltage* (V)	Type	Unit LP ₹	Std. pkg. (nos.)
<b>1CO</b>					
	• Mechanical Flag • LED indicator • Free wheeling diode	DC	24	7RQ0100-0AC00	355.- 10
			48	7RQ0100-0AD00	470.- 10
			110	7RQ0100-0AE00	640.- 10
	• Mechanical Flag • LED indicator	AC	24	7RQ0100-0AM10	450.- 10
			48	7RQ0100-0AN10	640.- 10
			110	7RQ0100-0AP10	670.- 10
		230	7RQ0100-0AR10	685.- 10	
<b>2CO</b>					
	• Mechanical Flag • LED indicator • Free wheeling diode	DC	24	7RQ0100-0BC00	490.- 10
			48	7RQ0100-0BD00	590.- 10
			110	7RQ0100-0BE00	630.- 10
	• Mechanical Flag • LED indicator	AC	24	7RQ0100-0BM10	570.- 10
			48	7RQ0100-0BN10	630.- 10
			110	7RQ0100-0BP10	645.- 10
		230	7RQ0100-0BR10	660.- 10	
<b>2CO</b>					
	• LED indicator	DC	24	7RQ0110-0BC00	630.- 10
			48	7RQ0110-0BD00	775.- 10
			110	7RQ0110-0BE00	835.- 10
	• LED indicator	AC	24	7RQ0110-0BM00	755.- 10
			48	7RQ0110-0BN00	850.- 10
			110	7RQ0110-0BP00	835.- 10
		230	7RQ0110-0BR00	870.- 10	
<b>3CO</b>					
	• LED indicator	DC	24	7RQ0100-0CC00	810.- 10
			48	7RQ0100-0CD00	850.- 10
			110	7RQ0100-0CE00	985.- 10
	• LED indicator	AC	24	7RQ0100-0CM00	860.- 10
			48	7RQ0100-0CN00	905.- 10
			110	7RQ0100-0CP00	970.- 10
		230	7RQ0100-0CR00	985.- 10	
<b>4CO</b>					
	• LED indicator	DC	24	7RQ0100-0DC00	745.- 10
			48	7RQ0100-0DD00	780.- 10
			110	7RQ0100-0DE00	885.- 10
	• LED indicator	AC	24	7RQ0100-0DM00	775.- 10
			48	7RQ0100-0DN00	790.- 10
			110	7RQ0100-0DP00	860.- 10
		230	7RQ0100-0DR00	870.- 10	

Socket	Standard Features	Type	Unit LP ₹	Std. pkg. (nos.)
<b>1CO</b>				
	PCB mounted	7RQ0202-1AX00	120.-	10
	Din rail mounting	7RQ0201-1AX00	215.-	10
<b>2CO</b>				
	PCB mounted	7RQ0202-1BX00	120.-	10
	Din rail mounting	7RQ0201-1BX00	280.-	10
<b>2CO</b>				
	PCB mounted	7RQ0212-1BX00	145.-	10
	Din rail mounting	7RQ0211-1BX00	360.-	10
<b>3CO</b>				
	Din rail mounting	7RQ0201-1CX00	490.-	10
<b>4CO</b>				
	PCB mounted	7RQ0202-1DX00	195.-	10
	Din rail mounting	7RQ0201-1DX00	340.-	10

\* Control supply voltage available upon request: DC: 6V, 12 & AC: 6V, 12V, 115V





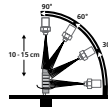
# SIRIUS ACT

Performance in action

[www.siemens.com/SIRIUS-Act](http://www.siemens.com/SIRIUS-Act)

**SIEMENS**

# An overview of the variety



## SIRIUS ACT products with standard IP69k.

IP69k is the highest achievable rating and guarantees totally protection against dust, as well as high pressure, high temperature jets of water from multiple directions.

### Body design lines and button colors



Black plastic,  
22 mm Ø

Shiny metal,  
22 mm Ø



### Push buttons

Push button mom. cont./latching	Push button raised	Push button raised front ring	Push button extended stroke	Sensor switch
Stop button	Mushroom push button, mom. contact/latching, pull to unlatch	Twin push button	Mushroom push button, mom. contact/latching	

### Emergency stop

Mushroom push button w. mech. position indicator	Mushroom push button, rot. to unl. 30, 40, 60 mm
Mushroom push button, illuminated	Mushroom push button, with lock release key

### Selector switches

Rotary knob, 4 positions	Potentiometer	Toggle switch	Selector, short handle	Selector, long handle	Coordinate switch

### Key-operated switches

ID key-operated switch	BKS	O.M.R.	RONIS

### Indicators

Indicator light, dual LED	Acoustic signaling device

### Accessories

Protective collar	Label holder	PCB holder	Protective cap
Locking device	Sealing plug	Backing plate	

### Enclosures

Palm push button	Enclosure 1, 2, 3, 4, 6 command points

# A small selection of high demand models

NEW

Description	Plastic			Metal			Colour
		Type	Unit LP ₹		Type	Unit LP ₹	
Pushbutton, 22 mm, round, flat momentary contact type		3SU1000-0AB_0-0AA0 ↑ Colour	880.-		3SU1050-0AB_0-0AA0 ↑ Colour	1140.-	1 ● Black 2 ● Red 3 ● Yellow 4 ● Green 5 ● Blue 6 ○ White 7 ○ Clear 8 ○ Gray
Illuminated pushbutton, 22 mm, round, flat momentary contact type		3SU1001-0AB_0-0AA0 ↑ Colour	1225.-		3SU1051-0AB_0-0AA0 ↑ Colour	1385.-	0 ● Amber 2 ● Red 3 ● Yellow 4 ● Green 5 ● Blue 6 ○ White 7 ○ Clear
Selector switch, 2 Position, illuminable, 22 mm, round, plastic, O-I, latching, actuating angle 90°, 10:30h/13:30h		3SU1002-2BF_0-0AA0 ↑ Colour	1910.-		3SU1052-2BF_0-0AA0 ↑ Colour	2125.-	1 ● Black 2 ● Red 3 ● Yellow 4 ● Green 5 ● Blue 6 ○ White
Selector switch, 3 position, illuminable, 22 mm, round switch positions I-O-II, latching, actuating angle 2x45°, 10:30h/12h/13:30h		3SU1002-2BL_0-0AA0 ↑ Colour	1910.-		3SU1052-2BL_0-0AA0 ↑ Colour	2125.-	1 ● Black 2 ● Red 3 ● Yellow 4 ● Green 5 ● Blue 6 ○ White
RONIS key-operated switch, 2 switch positions O-I, latching, actuating angle 90°		3SU1000-4BF01-0AA0	4655.-		3SU1050-4BF01-0AA0	5055.-	
RONIS key-operated switch, 3 switch positions I-O-II, latching, actuating angle 2x45°		3SU1000-4BL01-0AA0	4915.-		3SU1050-4BL01-0AA0	5330.-	
EMERGENCY STOP mushroom pushbutton, 22 mm, round, red, 40 mm, positive latching, rotate-to-unlatch		3SU1000-1HB20-0AA0	3705.-		3SU1050-1HB20-0AA0	4065.-	
EMERGENCY STOP mushroom pushbutton, illuminable, 22 mm, round, red, 40 mm, positive latching, rotate-to-unlatch		3SU1001-1HB20-0AA0	3880.-		3SU1051-1HB20-0AA0	4515.-	
Twin pushbutton, 22 mm, round, green: I, red: O, pushbuttons, flat and raised		3SU1000-3BB42-0AK0	1980.-		3SU1050-3BB42-0AK0	2405.-	
Indicator lights, 22 mm, round, lens, smooth		3SU1001-6AA_0-0AA0 ↑ Colour	720.-		3SU1051-6AA_0-0AA0 ↑ Colour	830.-	0 ● Amber 2 ● Red 3 ● Yellow 4 ● Green 5 ● Blue 6 ○ White 7 ○ Clear

⊕							
Description		Type	Unit LP ₹		Type	Unit LP ₹	
Holder to be selected along with individual Actuating and Signaling Elements		Plastic Holder 3SU1500-0AA10-0AA0*	390.-		Universal Holder - Suitable for Plastic and Metal 3SU1550-0AA10-0AA0*	430.-	

Description		Type	Unit LP ₹
1NO		3SU1400-1AA10-1BA0*	890.-
1NC		3SU1400-1AA10-1CA0*	890.-
1NO+1NC		3SU1400-1AA10-1FA0	1490.-
2NO		3SU1400-1AA10-1DA0	2055.-
2NC		3SU1400-1AA10-1EA0	2055.-

Description		Type	Unit LP ₹	Colour
24V AC/DC		3SU1401-1BB_0-1AA0 *	1385.-	0 ● Amber
110V AC		3SU1401-1BC_0-1AA0	2455.-	2 ● Red
230V AC		3SU1401-1BF_0-1AA0	2455.-	3 ● Yellow
6 ... 24 V AC/DC		3SU1401-1BG_0-1AA0	1670.-	4 ● Green
24 ... 240V AC/DC		3SU1401-1BH_0-1AA0	2965.-	5 ● Blue
				6 ○ White

\* MOQ - 5



# SIRIUS ACT

Innovative Technology...  
Simple Installations...

NEW







## SIRIUS ACT with PROFINET

SIRIUS ACT with PROFINET connects pushbuttons and indicator lights directly via PROFINET to the controller and HMI devices – including with safety functions

Description		Type	Unit LP ₹				
<b>Push Button and Signaling Devices</b>							
Multiple version available		3SU10_-----	Refer Page no. 75				
Holder to be selected along with individual Actuating and Signaling Elements	Plastic	3SU1500-0AA10-0AA0	390.-				
	Universal	3SU1550-0AA10-0AA0	430.-				
<b>Profinet Interface Modules</b>							
Standard IM, 24 V DC 1 ... 20 terminal modules can be connected		3SU1400-1LK10-1AA1	44095.-				
		Fail Safe IM F, 24 V DC 1 ... 20 terminal modules can be connected	3SU1400-1LL10-1BA1	68850.-			
<b>Profinet Terminal Modules</b>							
				2 Contacts	2 Contacts with LED	LED	Colour
With 2 contacts	3SU1400-1MA10-1BA1		6740.-				0  Amber
With 2 contacts and integrated LED	3SU1401-1MC_0-1CA1 ↑ Colour		7055.-				2  Red
	With integrated LED	3SU1401-1ME_0-1DA1 ↑ Colour		6525.-			3  Yellow
							4  Green
							5  Blue
							6  White
<b>Accessories</b>							
Flat Ribbon Cable, 7-core		3SU1900-0KQ80-0AA0	975.-				

## Modern Access Management

ID Key Operated Switches - Groups of employees or individuals can be authenticated by means of the ID key-operated switch. Color-coded keys for easy distinction between users.

Description		Type	Unit LP ₹	Description		Type	Unit LP ₹	
<b>ID Key operated switches</b>				<b>Electronic Modules</b>				
ID key-operated switches Number of switching positions: 4 Switch position for key removal: Key removal possible in all 4 positions		Plastic, black	3SU1000-4WS10-0AA0	9995.-	Electronic modules for ID key-operated switches		3SU1400-1GC10-1AA0	28880.-
Holder Holder needs to be selected along with individual Actuating and Signaling Elements	Plastic		3SU1500-0AA10-0AA0	390.-	<b>ID Keys</b>			
					Green: ID Group 1		3SU1900-0FV40-0AA0	1870.-
					Yellow: ID Group 2		3SU1900-0FW30-0AA0	
					Red: ID Group 3		3SU1900-0FX20-0AA0	
					Blue: ID Group 4		3SU1900-0FY50-0AA0	

## 8WN - 70mm Modular unit IP 65

### Continuous light

Type	Color	Voltage	Unit LP* ₹	Std. pkg. (nos.)
8WN4420-5AB00	Red	24 V AC/DC	3670.-	1
8WN4420-5AC00	Green			1
8WN4420-5AD00	Yellow			1
8WN4420-5AE00	White			1
8WN4420-5AF00	Blue			1
8WN4440-5AB00	Red	110 V AC/DC	3385.-	1
8WN4440-5AC00	Green			1
8WN4440-5AD00	Yellow			1
8WN4440-5AE00	White			1
8WN4440-5AF00	Blue			1
8WN4450-5AB00	Red	220 V AC	3385.-	1
8WN4450-5AC00	Green			1
8WN4450-5AD00	Yellow			1
8WN4450-5AE00	White			1
8WN4450-5AF00	Blue			1

### Blinking light

Type	Color	Voltage	Unit LP* ₹	Std. pkg. (nos.)
8WN4420-5BB00	Red	24 V AC/DC	3975.-	1
8WN4420-5BC00	Green			1
8WN4420-5BD00	Yellow			1
8WN4420-5BE00	White			1
8WN4420-5BF00	Blue			1
8WN4440-5BB00	Red	110 V AC/DC	3975.-	1
8WN4440-5BC00	Green			1
8WN4440-5BD00	Yellow			1
8WN4440-5BE00	White			1
8WN4440-5BF00	Blue			1
8WN4450-5BB00	Red	220 V AC	3975.-	1
8WN4450-5BC00	Green			1
8WN4450-5BD00	Yellow			1
8WN4450-5BE00	White			1
8WN4450-5BF00	Blue			1



### Accessories for 70mm LED modular unit

Type	Description	Unit LP* ₹	Std. pkg. (nos.)
8WN4408-0AF00	Connection components, Screw terminals	1130.-	1
8WN4408-0AG00	Caps for light elements	115.-	1
8WN4408-0DH00	Feet with pipes, single; Length 60mm	190.-	1
8WN4408-0DJ00	Feet with pipes, single; Length 80mm	240.-	1
8WN4408-0DA00	Feet with pipes, single; Length 110mm	265.-	1
8WN4408-0CC00	Brackets for side mounting, use together with foot with pipe	240.-	1

Type	Description	Unit LP* ₹	Std. pkg. (nos.)
8WN4408-0CF00	Brackets for side mounting,	895.-	1
8WN4408-0CG00	Fold-out support	430.-	1
8WN4420-0GA00	24 V AC/DC, continuous buzzer	2645.-	1
8WN4420-0HA00	24 V AC/DC, discontinuous buzzer	3090.-	1
8WN4440-0GA00	110 V AC/DC, continuous buzzer	2645.-	1
8WN4440-0HA00	110 V AC/DC, discontinuous buzzer	3090.-	1
8WN4450-0GA00	220 V AC, continuous buzzer	2645.-	1
8WN4450-0HA00	220 V AC, discontinuous buzzer	3090.-	1

## 8WN - 50mm Preassembled unit IP 20

### Continuous light without buzzer

Type	Color	Voltage	Unit LP* ₹	Std. pkg. (nos.)
8WN2221-6AB00	R	24V AC/DC	3385.-	1
8WN2222-6AG00	R, G		4880.-	1
8WN2223-6AJ00	R, Y, G		6340.-	1
8WN2241-6AB00	R	110 V AC/DC	3385.-	1
8WN2242-6AG00	R, G		4880.-	1
8WN2243-6AJ00	R, Y, G		6340.-	1
8WN2251-6AB00	R	220 V AC	3385.-	1
8WN2252-6AG00	R, G		4880.-	1
8WN2253-6AJ00	R, Y, G		6340.-	1

### Continuous light with continuous buzzer

Type	Color	Voltage	Unit LP* ₹	Std. pkg. (nos.)
8WN2222-6JB00	R	24V AC/DC	3975.-	1
8WN2223-6JG00	R, G		5460.-	1
8WN2224-6JJ00	R, Y, G		6925.-	1
8WN2242-6JB00	R	110 V AC/DC	3975.-	1
8WN2243-6JG00	R, G		5460.-	1
8WN2244-6JJ00	R, Y, G		6925.-	1
8WN2252-6JB00	R	220 V AC	3975.-	1
8WN2253-6JG00	R, G		5460.-	1
8WN2254-6JJ00	R, Y, G		6925.-	1

### Blinking light without buzzer

Type	Color	Voltage	Unit LP* ₹	Std. pkg. (nos.)
8WN2221-6BB00	R	24V AC/DC	3975.-	1
8WN2222-6BG00	R, G		5460.-	1
8WN2223-6BJ00	R, Y, G		6925.-	1

### Blinking light with continuous buzzer

Type	Color	Voltage	Unit LP* ₹	Std. pkg. (nos.)
8WN2222-6MB00	R	24V AC/DC	4420.-	1
8WN2223-6MG00	R, G		5890.-	1
8WN2224-6MJ00	R, Y, G		7360.-	1

### Continuous light with discontinuous buzzer

Type	Color	Voltage	Unit LP* ₹	Std. pkg. (nos.)
8WN2222-6KB00	R	24V AC/DC	4420.-	1
8WN2223-6KG00	R, G		5890.-	1
8WN2224-6KJ00	R, Y, G		7360.-	1
8WN2242-6KB00	R	110 V AC/DC	4420.-	1
8WN2243-6KG00	R, G		5890.-	1
8WN2244-6KJ00	R, Y, G		7360.-	1
8WN2252-6KB00	R	220 V AC	4420.-	1
8WN2253-6KG00	R, G		5890.-	1
8WN2254-6KJ00	R, Y, G		7360.-	1






### Blinking light with discontinuous buzzer

Type	Color	Voltage	Unit LP* ₹	Std. pkg. (nos.)
8WN2222-6NB00	R	24V AC/DC	4880.-	1
8WN2223-6NG00	R, G		6340.-	1
8WN2224-6NJ00	R, Y, G		7800.-	1




# Indicating Lamps 3SB5

## Compact LED indicating lamps


	Voltage	Colour	Type	Unit LP ₹	Std Pkg (nos.)		
	24 V AC/DC 50/60 Hz	Red	3SB5285-6HC01	370.-	10		
		Green	3SB5285-6HE01		10		
		Amber	3SB5285-6HL01		10		
			30V DC ®	Blue	3SB5285-6HF01	930.-	10
				White	3SB5285-6HG01	370.-	10
				Yellow	3SB5285-6HD01		10
				Clear	3SB5285-6HH01	10	
Red	3SB5285-6HC13			410.-	10		
Green	3SB5285-6HE13				10		
Amber	3SB5285-6HL13				10		
	110 V AC 50/60 Hz	Blue	3SB5285-6HF13	1060.-	10		
		White	3SB5285-6HG13	410.-	10		
		Yellow	3SB5285-6HD13		10		
		Clear	3SB5285-6HH13	10			
		Red	3SB5285-6HC02	370.-	10		
		Green	3SB5285-6HE02		10		
		Amber	3SB5285-6HL02		10		
	110 V DC®	Blue	3SB5285-6HF02	930.-	10		
		White	3SB5285-6HG02	370.-	10		
		Yellow	3SB5285-6HD02		10		
		Clear	3SB5285-6HH02	10			
		Red	3SB5285-6HC04	410.-	10		
		Green	3SB5285-6HE04		10		
		Amber	3SB5285-6HL04		10		
	220/240 V AC 50/60 Hz	Blue	3SB5285-6HF04	1060.-	10		
		White	3SB5285-6HG04	410.-	10		
		Yellow	3SB5285-6HD04		10		
		Clear	3SB5285-6HH04	10			
		Red	3SB5285-6HC03	370.-	10		
		Green	3SB5285-6HE03		10		
		Amber	3SB5285-6HL03		10		
	220 V DC®	Blue	3SB5285-6HF03	930.-	10		
		White	3SB5285-6HG03	370.-	10		
		Yellow	3SB5285-6HD03		10		
		Clear	3SB5285-6HH03	10			
		Red	3SB5285-6HC05	410.-	10		
		Green	3SB5285-6HE05		10		
		Amber	3SB5285-6HL05		10		
		Blue	3SB5285-6HF05	1060.-	10		
		White	3SB5285-6HG05	410.-	10		
		Yellow	3SB5285-6HD05		10		
		Clear	3SB5285-6HH05	10			

Now also available in 415V - Prices on request


## Wide band compact LED indicating lamps

	Voltage	Colour	Type	Unit LP ₹	Std Pkg (nos.)	
	24 to 240 V AC & 24 to 220 V DC	Red	3SB5235-6HC14	620.-	10	
		Green	3SB5235-6HE14		10	
		Amber	3SB5235-6HL14		10	
		<b>NEW</b>	Blue	3SB5235-6HF14	1050.-	10
			White	3SB5235-6HG14	620.-	10
			Yellow	3SB5235-6HD14	10	
			Clear	3SB5235-6HH14	815.-	10

## Modular Indicating Lamps (with plastic front ring) Lens Assembly

	Colour	Type	Unit LP ₹	Std Pkg (nos.)
	Red	3SB5201-6BC00	120.-	10
	Green	3SB5201-6BE00		10
	Amber	3SB5201-6BL00		10
	Blue	3SB5201-6BF00		10
	White	3SB5201-6BG00		10
	Yellow	3SB5201-6BD00		10
	Clear	3SB5201-6BH00		10

## Illumination Module † - (suitable for INTEGRATED LED lamp)

	Voltage	Colour	Type	Unit LP ₹	Std Pkg (nos.)	
	24 V AC/DC 50/60 Hz	Red	3SB5400-7CC	315.-	10	
		Green	3SB5400-7CE	315.-	10	
		Amber	3SB5400-7CL	315.-	10	
		Blue	3SB5400-7CF	1000.-	10	
		White†	3SB5400-7CG	315.-	10	
		Yellow	3SB5400-7CD	315.-	10	
		110 V AC 50/60 Hz	Red	3SB5400-7EC	315.-	10
			Green	3SB5400-7EE	315.-	10
	Amber		3SB5400-7EL	315.-	10	
	Blue		3SB5400-7EF	1000.-	10	
	White†		3SB5400-7EG	315.-	10	
	Yellow		3SB5400-7ED	315.-	10	
	110 V DC®		Red	3SB5400-7DC	315.-	10
			Green	3SB5400-7DE	315.-	10
		Amber	3SB5400-7DL	315.-	10	
		Blue	3SB5400-7DF	1000.-	10	
		White†	3SB5400-7DG	315.-	10	
		Yellow	3SB5400-7DD	315.-	10	
		230 V AC 50/60 Hz	Red	3SB5400-7TC	315.-	10
			Green	3SB5400-7TE	315.-	10
	Amber		3SB5400-7TL	315.-	10	
	Blue		3SB5400-7TF	1000.-	10	
	White†		3SB5400-7TG	315.-	10	
	Yellow		3SB5400-7TD	315.-	10	
220 V DC®	Red		3SB5400-7HC	315.-	10	
	Green		3SB5400-7HE	315.-	10	
	Amber	3SB5400-7HL	315.-	10		
	Blue	3SB5400-7HF	1000.-	10		
	White†	3SB5400-7HG	315.-	10		
	Yellow	3SB5400-7HD	315.-	10		



† Use of bridge rectified DC source (filtered O/P) recommended  
 ‡ Can be used with clear lens.  
 § Illumination module can be used with lens assembly, illuminated push buttons & illuminated selector actuators.

# Push buttons

## Modular Push button actuators (with plastic front ring)

Description	Colour	Type	Unit LP ₹	Std Pkg (nos.)
<b>Opaque actuator (with holder for contact block)</b>				
	Normal	Red ■ 3SB5000-0AC01	110.-	10
		Green ■ 3SB5000-0AE01		
		Blue ■ 3SB5000-0AF01		
		White ■ 3SB5000-0AG01		
		Yellow ■ 3SB5000-0AD01		
	Raised	Black ■ 3SB5000-0AB01	120.-	10
		Red ■ 3SB5000-0LC01		
		Green ■ 3SB5000-0LE01		
		Blue ■ 3SB5000-0LF01		
		White ■ 3SB5000-0LG01		
	Normal	Yellow ■ 3SB5000-0LD01	140.-	10
		Black ■ 3SB5000-0LB01		
		Red ■ 3SB5001-0AC01-0PQ0		
		Green ■ 3SB5001-0AE01-0PQ0		
		Amber ■ 3SB5001-0AL01-0PQ0		
	Raised	Blue ■ 3SB5001-0AF01-0PQ0	145.-	10
		White ■ 3SB5001-0AG01-0PQ0		
		Yellow ■ 3SB5001-0AD01-0PQ0		
		Clear ■ 3SB5001-0AH01-0PQ0		
		Red ■ 3SB5218-0LC01-0PQ0		
		Green ■ 3SB5218-0LE01-0PQ0		
		Amber ■ 3SB5218-0LL01-0PQ0		
		Blue ■ 3SB5218-0LF01-0PQ0		
		White ■ 3SB5218-0LG01-0PQ0		
		Yellow ■ 3SB5218-0LD01-0PQ0		
Clear ■ 3SB5218-0LH01-0PQ0				

## Modular Selector Actuators (with plastic front ring)

Description	Colour	Type	Unit LP ₹	Std Pkg (nos.)
<b>2 position opaque selector actuator (with holder for contact block)</b>				
	Maintained	Black ■ 3SB5000-2AB01	360.-	10
		Red ■ 3SB5000-2AC01		
	Momentary	Black ■ 3SB5000-2BB01		
		Red ■ 3SB5000-2BC01		
<b>3 position opaque selector actuator (with holder for contact block)</b>				
	Maintained	Black ■ 3SB5000-2DB01	370.-	10
		Red ■ 3SB5000-2DC01		
	Momentary	Black ■ 3SB5000-2EB01		
		Red ■ 3SB5000-2EC01		
<b>2 position illuminated selector actuator (with holder for contact block)</b>				
	Maintained	Red ■ 3SB5001-2AC01	355.-	10
		Green ■ 3SB5001-2AE01		
		Blue ■ 3SB5001-2AF01		
		Yellow ■ 3SB5001-2AD01		
		Clear ■ 3SB5001-2AH01		
	Momentary	Red ■ 3SB5001-2BC01		
		Green ■ 3SB5001-2BE01		
		Blue ■ 3SB5001-2BF01		
		Yellow ■ 3SB5001-2BD01		
		Clear ■ 3SB5001-2BH01		
<b>3 position illuminated selector actuator (with holder for contact block)</b>				
	Maintained	Red ■ 3SB5001-2DC01	375.-	10
		Green ■ 3SB5001-2DE01		
		Blue ■ 3SB5001-2DF01		
		Yellow ■ 3SB5001-2DD01		
		Clear ■ 3SB5001-2DH01		
	Momentary	Red ■ 3SB5001-2EC01		
		Green ■ 3SB5001-2EE01		
		Blue ■ 3SB5001-2EF01		
		Yellow ■ 3SB5001-2ED01		
		Clear ■ 3SB5001-2EH01		

## Contact Blocks for Push button, Selector & Key Actuators

Description	Configuration	Type	Unit LP ₹	Std Pkg (nos.)
<b>Contact blocks for rear mounting (for panel mounting)</b>				
	1 NO	■ 3SB5400-0B	130.-	10
	1NC	■ 3SB5400-0C		
	1NO + 1 NC	■ 3SB5400-0A		
	2 NO	■ 3SB5400-0E	240.-	10
	2 NC	■ 3SB5400-0F		

## Mushroom Actuators (with plastic front ring)

Description	Colour	Type	Unit LP ₹	Std Pkg (nos.)
<b>Mushroom actuator (40 mm ø) (with holder for contact block)</b>				
momentary	Black	3SB5000-1NB01	225.-	10
	Red	■ 3SB5000-1NC01		
push to trip, turn to release	Black	■ 3SB5000-1CB01	250.-	10

## Mushroom Actuators (with plastic front ring) for Emergency Stop Specifications

NEW Description	Colour	Type	Unit LP ₹	Std Pkg (nos.)
<b>Enhanced Safety and Monitoring with MNCB</b>				
Mushroom Actuator, E-Stop (40mm) with MNCB (1NC)	Red	3SB5204-0UC01	455.-	10
MNCB (Mounting Monitoring Contact Block, 1NC)		3SB5400-0M	215.-	10

MNCB should be assembled only on middle slot "5-6" of the holder

Description	Colour	Type	Unit LP ₹	Std Pkg (nos.)
Mushroom actuator (40 mm ø) push to trip, turn to release with 1NC	Red	■ 3SB5203-0UC01	420.-	10
Mushroom actuator (40 mm ø) push to trip, turn to release	Red	3SB5000-0UC01	300.-	10
Mushroom actuator (40 mm ø) push to trip, key to release	Red	3SB5000-0TC01	1585.-	10

## Modular key actuators (with plastic front ring)

Description	Colour	Type	Unit LP ₹	Std Pkg (nos.)
<b>2 position key actuator (with holder for contact block)</b>				
Maintained		■ 3SB5000-4AC01	595.-	10
		3SB5000-4AA01		
		3SB5000-4AB01		
Momentary		■ 3SB5000-4TA01	620.-	10
		3SB5000-4TC01		
		■ 3SB5000-4JA01		
<b>3 position key actuator (with holder for contact block)</b>				
Maintained		■ 3SB5000-4HA01	620.-	10
		3SB5000-4HC01		
		3SB5000-4HB01		
Momentary		■ 3SB5000-4JA01	620.-	10

\* Key removable position

L - Left, R - Right, C - Centre, KL - Key at Left, KR - Key at Right, KC - Key at Centre

## Twin Push Button Actuators

Description	Type	Unit LP ₹	Std Pkg (nos.)
<b>Complete actuator with holder for contact block</b>			
Opaque with 1NO & 1NC	3SB5201-7EC01	450.-	10
Illuminated with 1NO & 1NC	3SB5234-7EC01	475.-	10
<b>Modular actuator with holder for contact block</b>			
Opaque	3SB5000-7EC01	220.-	10
Illuminated	3SB5001-7EC01	230.-	10

■ Stock items

## Push button Stations

No. of control points	Description	Type	Unit LP ₹	Std Pkg (nos.)
<b>Metal enclosure: Aluminum Die Cast</b>				
1	Normal opaque push button - Green with 1NO contact block, "START"	■ 3SB5801-8AA3	1495.-	1
1	Red mushroom momentary actuator, with 1NC contact block, "STOP"	■ 3SB5801-8AN3	1610.-	1
1	Red maintained mushroom actuator, turn to release, with 1NC contact block, "E-STOP"	■ 3SB5801-8AM3	2125.-	1
2	Normal opaque push button - Green with 1NO contact block, "START" + Normal opaque push button - Red with 1NC contact block, "STOP"	■ 3SB5802-8AC3	1855.-	1
2	Normal opaque push button - Green with 1NO contact block, "START" + Red mushroom-maintained with 1NC contact block, "STOP"	■ 3SB5802-8AE3	2350.-	1
3	Normal opaque push button - Green with 1NO contact block, "START" + Normal opaque push button - Red with 1NC contact block, "STOP" + Normal opaque push button - Black with 1NO contact block, "REVERSE"	■ 3SB5803-8AH3	2635.-	1
<b>Pendant mounting: Aluminum Die Cast</b>				
2	Normal opaque push button - Green with 1NO contact block, "START" + Normal opaque push button - Red with 1NC contact block, "STOP"	■ 3SB5822-8AC3	2525.-	1
3	Normal opaque push button - Green with 1NO contact block, "START" + Normal opaque push button - Red with 1NC contact block, "STOP" + Normal opaque push button - Black with 1NO contact block, "REVERSE"	■ 3SB5823-8AH3	3285.-	1
<b>Plastic Enclosure</b>				
1	Normal opaque push button - Green with 1NO contact block, "START"	■ 3SB5801-7AA3	855.-	1
1	Red mushroom momentary actuator, with 1NC contact block, "STOP"	■ 3SB5801-7AN3	855.-	1
1	Red maintained mushroom actuator, turn to release, with 1NC contact block, "E-STOP"	■ 3SB5801-7AM3	935.-	1
2	Normal opaque push button - Green with 1NO contact block, "START" + Normal opaque push button - Red with 1NC contact block, "STOP"	■ 3SB5802-7AC3	1010.-	1
2	Normal opaque push button - Green with 1NO contact block, "START" + Red mushroom-maintained with 1NC contact block, "STOP"	■ 3SB5802-7AE3	1155.-	1
3	Normal opaque push button - Green with 1NO contact block, "START" + Normal opaque push button - Red with 1NC contact block, "STOP" + Normal opaque push button - Black with 1NO contact block, "REVERSE"	■ 3SB5804-7AG3	1280.-	1
<b>Pendant mounting: Plastic</b>				
1	Normal opaque push button - Green with 1NO contact block, "START"	■ 3SB5821-7AA3	1850.-	1
2	Normal opaque push button - Green with 1NO contact block, "START" + Normal opaque push button - Red with 1NC contact block, "STOP"	■ 3SB5822-7AC3	2260.-	1
3	Normal opaque push button - Green with 1NO contact block, "FORWARD" + Normal opaque push button - Red with 1NC contact block, "STOP" + Normal opaque push button - Black with 1NO contact block, "REVERSE"	■ 3SB5823-7AH3	2960.-	1



### Accessories for push button stations

Description	Type	Unit LP ₹	Std Pkg (nos.)
<b>Plastic Enclosures</b>			
1 way, Grey	3SB5801-0AC3	625.-	1
2 way, Grey	3SB5802-0AC3	530.-	1
3 way, Grey	3SB5803-0AC3	545.-	1
4 way, Grey	3SB5804-0AC3	1190.-	1
6 way, Grey	3SB5806-0AC3	1660.-	1
1 way, Yellow	3SB5801-0AD3	625.-	1
<b>Metal Enclosures</b>			
1 way	3SB5801-4AC3	1265.-	1
2 way	3SB5802-4AC3	1375.-	1
3 way	3SB5803-4AC3	1910.-	1
<b>Contact Block</b>			
Contact block for base mounting, 1NO	■ 3SB54200B	130.-	10
Contact block for base mounting, 1NC	■ 3SB54200C	130.-	10
<b>Inscription Labels (set of 11 labels)</b>			
Set of 11 labels: Start, Stop, On, OFF, Up, Down, Open, Close Forward, Reverse, Emergency Off	3SB5901-3EA	245.-	10
<b>Blanking plug</b>			
Blanking plug	3SB5912-0BC	70.-	10

## Accessories

Description	Type	Unit LP ₹	Std Pkg (nos.)	
Inscription plates	START	■ 3SB5901-2EL	10	
	STOP	■ 3SB5901-2EK	10	
	ON	■ 3SB5901-2EB	10	
	OFF	■ 3SB5901-2EC	10	
	UP	3SB5901-2ED	10	
	DOWN	3SB5901-2EE	10	
	FORWARD	3SB5901-2EF	10	
	SLOW	3SB5901-2ES	10	
	FAST	3SB5901-2ER	10	
	REVERSE	3SB5901-2EG	10	
	BLANK	3SB5901-2AA	10	
TRIP	3SB5901-2EA	10		
Thrust cap for Push Buttons (for actuating middle module)	■ 3SB5902-0AA	50.-	10	
Thrust pad for Selector Actuators (for actuating middle module)	■ 3SB5912-0AN	50.-	10	
Adaptor plate for replacing 30 mm PB by 22 mm	■ 3SB5921-0AE	50.-	10	
E-stop Yellow dia. 75 mm for Mushroom - Blank (Yellow contrast label)	3SB5921-0AB	50.-	10	
E-stop Yellow dia. 75mm with "EMERGENCY STOP" printing	3SB5921-0AD	50.-	10	
Protective Cap (IP-67) for	Normal	3SB5902-0AK	65.-	10
	Raised	3SB5902-0AN		
Metallic holder for front connection actuators (when used outside 3SB508 stations)	3SB5911-1AA	80.-	10	

■ Stock items





# SIRIUS 3SE5

## Position Switches

### Modular design for all applications

Modular design with many standardized components


- Plug-in design and replacement of the actuator heads
- Exchangeable two and three pole contact blocks
- Turnable actuator heads around the axis in increments of 22.5°, with total 16 positions
- Quick-connect technology
- Optional LED Displays
- Communication Capable (AS-i Safe)

[www.siemens.co.in](http://www.siemens.co.in)


**SIEMENS**

## Position Switches - 3SE5

### Open Type 30mm



Actuator Type		Contact Arrangement	No. of Contacts	Type	Unit LP ₹	Std. pkg. (nos.)
Open		Snap Action	1NO + 1NC	3SE5250-0CC05	690.-	10
		Slow Action		3SE5250-0BC05	655.-	10

### Open Type 30mm

Actuator Type		Contact Arrangement	No. of Contacts	Type	Unit LP ₹	Std. pkg. (nos.)
Open		Snap Action	1NO + 2NC	3SE5250-0LC05	1065.-	10
		Slow Action	1NO + 2NC	3SE5250-0KC05		10
		Slow action contacts with make before break	1NO + 2NC	3SE5250-0MC05		10
		Slow action	2NO + 1 NC	3SE5250-0PC05		10




### Plastic enclosure: Enclosed type modular unit

#### Basic switch

Width	Basic switch	Contact Arrangement	No. of Contacts	Type	Unit LP ₹	Std. pkg. (nos.)
31mm (IP 65)		Snap Action	1NO + 1NC	3SE5232-0CC05	765.-	1
		Slow Action	1NO + 1NC	3SE5232-0BC05	740.-	1
		Snap Action	1NO + 2NC	3SE5232-0LC05	1120.-	1
		Slow Action	1NO + 2NC	3SE5232-0KC05		1
		Slow-action contacts with make-before-break	1NO + 2NC	3SE5232-0MC05		1
		Slow Action	2NO + 1NC	3SE5232-0PC05		1
50mm (IP 66/67)		Snap Action	1NO + 1NC	3SE5242-0CC05	820.-	1
		Slow Action	1NO + 1NC	3SE5242-0BC05	750.-	1
		Snap Action	1NO + 2NC	3SE5242-0LC05	1210.-	1
		Slow Action	1NO + 2NC	3SE5242-0KC05		1
		Slow-action contacts with make-before-break	1NO + 2NC	3SE5242-0MC05		1
		Slow Action	2NO + 1NC	3SE5242-0PC05		1

### Metal enclosure: Enclosed type modular unit IP 66/ IP 67

#### Basic switch

Width	Basic switch	Contact Arrangement	No. of Contacts	Type	Unit LP ₹	Std. pkg. (nos.)
31mm		Snap Action	1NO + 1NC	3SE5212-0CC05	1220.-	1
		Slow Action	1NO + 1NC	3SE5212-0BC05	1105.-	1
		Snap Action	1NO + 2NC	3SE5212-0LC05	1305.-	1
		Slow Action	1NO + 2NC	3SE5212-0KC05		1
		Slow-action contacts with make-before-break	1NO + 2NC	3SE5212-0MC05	1385.-	1
		Slow Action	2NO + 1NC	3SE5212-0PC05		1
40mm		Snap Action	1NO + 1NC	3SE5112-0CA00	1315.-	1
		Slow Action	1NO + 1NC	3SE5112-0BA00	1175.-	1
		Snap Action	1NO + 2NC	3SE5112-0LA00	1420.-	1
		Slow Action	1NO + 2NC	3SE5112-0KA00		1
		Slow-action contacts with make-before-break	1NO + 2NC	3SE5112-0MA00	1490.-	1
		Slow Action	2NO + 1NC	3SE5112-0PA00		1
56mm		Snap Action	1NO + 1NC	3SE5122-0CA00	1470.-	1
		Slow Action	1NO + 1NC	3SE5122-0BA00	1345.-	1
		Snap Action	1NO + 2NC	3SE5122-0LA00	1875.-	1
		Slow Action	1NO + 2NC	3SE5122-0KA00		1
		Slow-action contacts with make-before-break	1NO + 2NC	3SE5122-0MA00	2035.-	1
		Slow Action	2NO + 1NC	3SE5122-0PA00		1

Plastic Roller Actuators heads for plastic 31mm & 50mm and Metal 31mm

Actuator Type	Actuators heads	Type	Unit LP ₹	Std. pkg. (nos.)
Roller Plunger		3SE5000-0AD03	280.-	5
Roller lever		3SE5000-0AE10	140.-	5
Angular Roller lever		3SE5000-0AF10	175.-	5
Part turn actuator for twist lever		3SE5000-0AK00	145.-	5
Twist Lever		3SE5000-0AA21#	120.-	5
Twist Lever (Adjustable)		3SE5000-0AA50#	240.-	5
Twist lever 50mm dia (Adjustable) Rubber Roller		3SE5000-0AA58#	360.-	5
Twist lever 50mm dia (Adjustable) Plastic roller <b>NEW</b>		3SE5000-0AA57#	270.-	5

Metal Roller Actuators heads for plastic 31mm & 50mm and Metal 31mm

Actuator Type	Actuators heads	Type	Unit LP ₹	Std. pkg. (nos.)
Roller Plunger		3SE5000-0AD04	315.-	5
Roller lever		3SE5000-0AE11	215.-	5
Part turn actuator for twist lever		3SE5000-0AK00	145.-	5
Twist Lever (Adjustable)		3SE5000-0AA51#	285.-	5
Plain Plunger		3SE5000-0AB01	400.-	5

Plastic Roller Actuators heads for metal 40mm and 56mm

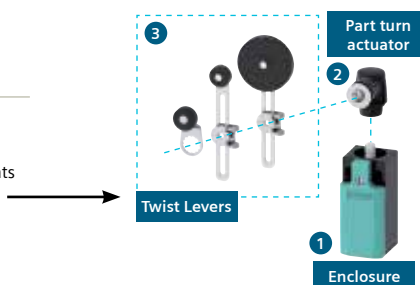
Actuator Type	Actuators heads	Type	Unit LP ₹	Std. pkg. (nos.)
Roller lever		3SE5000-0AE01	205.-	5
Angular Roller lever		3SE5000-0AF01	375.-	5
Part turn actuator for twist lever		3SE5000-0AH00	300.-	5
Twist Lever		3SE5000-0AA01#	140.-	5
Twist Lever (Adjustable)		3SE5000-0AA50#	240.-	5
Fork type		3SE5000-0AT01\$	175.-	5
Mounting Head for Fork Type		3SE5000-0AT10	1550.-	5
Twist lever 50mm dia (Adjustable)		3SE5000-0AA58#	360.-	5
Twist lever 50mm dia (Adjustable) Plastic roller <b>NEW</b>		3SE5000-0AA57#	270.-	5

Metal Roller Actuators heads for metal 40mm and 56mm

Actuator Type	Actuators heads	Type	Unit LP ₹	Std. pkg. (nos.)
Rounded Plunger		3SE5000-0AC02	250.-	5
Roller Plunger		3SE5000-0AD02	380.-	5
Roller lever		3SE5000-0AE02	340.-	5
Angular Roller lever		3SE5000-0AF02	420.-	5
Part turn actuator for twist lever		3SE5000-0AH00	300.-	5
Twist Lever		3SE5000-0AA02#	170.-	5
Twist Lever (Adjustable)		3SE5000-0AA51#	285.-	5

Notes:

1. The basic switch comes with a Teflon plunger, in case of rounded plunger requirements no need to order actuator separately
2. # Twist levers are to be ordered with part turn actuator to allow fitment on enclosure
3. \$ Fork type actuator shall be ordered with mounting head 3SE5000-0AT10



Spare and Accessories

Actuator Type		Description	Type	Unit LP ₹	Std. pkg. (nos.)
Empty enclosures		Empty enclosures without contact block	3SE5250-0AC05	285.-	10

Spares for Open & enclosed switch

Actuator Type		Contact Arrangement	No. of Contacts	Type	Unit LP ₹	Std. pkg. (nos.)
Contact block		Slow action	1NO + 1NC	3SE5050-0BA00*	585.-	10
		Snap action		3SE5050-0CA00*		10
		Slow action		3SE5000-0BA00		10
		Snap action		3SE5000-0CA00		10
		Slow action	1NO + 2NC	3SE5000-0KA00	740.-	10
		Snap action		3SE5000-0LA00		10
		Slow-action contacts with make-before-break	2NO + 1 NC	3SE5000-0MA00	775.-	10
		Slow action		3SE5000-0PA00		10

Note: 3SE5000-0BA00 can be used only with enclosed type switch

\* Suitable for Open execution

Actuator Type		Description	Type	Unit LP ₹	Std. pkg. (nos.)
Cable gland		Molded Plastic Cable Gland, M20X1.5	3SX9926	820.-	5

Actuator Type		Type	Type	Unit LP ₹	Std. pkg. (nos.)
31MM		Plastic	3SE5232-0AC05	525.-	1
50MM			3SE5242-0AC05	775.-	1
31MM		Metal	3SE5212-0AC05	880.-	1
40MM			3SE5112-0AA00	1065.-	1
56MM			3SE5122-0AA00	1195.-	1








**SIRIUS Safety switches**

# Mechanical Safety Switches With Tumbler

The safety switches with tumbler are exceptional safety-related devices which prevent an unforeseen or intentional opening of protective doors, protective grilles or other covers as long as a dangerous situation is present. Single switch can be used for SIL 2 / PL d safety level and with the use of a second switch SIL 3 / PL e safety level can be achieved.



		Solenoid Voltage	Plastic Enclosure 1300N Locking Force	Metal Enclosure 2600N Locking Force
 3SE5322-0SD21	With auxiliary release	24VDC	3SE5322-0SD21	3SE5312-0SD11
		115VAC	3SE5322-0SD22	3SE5312-0SD12
		230VAC	3SE5322-0SD23	3SE5312-0SD13
 3SE5322-0SE21	With auxiliary release with lock	24VDC	3SE5322-0SE21	3SE5312-0SE11
		115VAC	3SE5322-0SE22	3SE5312-0SE12
		230VAC	3SE5322-0SE23	3SE5312-0SE13
 3SE5322-0SF21	With escape release from the front	24VDC	3SE5322-0SF21	3SE5312-0SF11
		115VAC	3SE5322-0SF22	3SE5312-0SF12
		230VAC	3SE5322-0SF23	3SE5312-0SF13
 3SE5322-0SG21	With escape release from the back and auxiliary release from the front	24VDC	3SE5322-0SG21	3SE5312-0SG11
		115VAC	3SE5322-0SG22	3SE5312-0SG12
		230VAC	3SE5322-0SG23	3SE5312-0SG13
 3SE5322-0SJ21	With emergency release from the back and auxiliary release from the front	24VDC	3SE5322-0SJ21	3SE5312-0SJ11
		115VAC	3SE5322-0SJ22	3SE5312-0SJ12
		230VAC	3SE5322-0SJ23	3SE5312-0SJ13
 3SE5322-0SB21	Solenoid-locked	24VDC	3SE5322-0SB21	3SE5312-0SB11
		115VAC	3SE5322-0SB22	3SE5312-0SB12
		230VAC	3SE5322-0SB23	3SE5312-0SB13

## Accessories



Description		Type
Standard actuator	Length 75.6 mm	3SE5000-0AV01
	With vertical fixing, length 53 mm	3SE5000-0AV02
	With transverse fixing, length 47 mm	3SE5000-0AV03
Radius actuator length 51mm	Direction of approach from the left	3SE5000-0AV04
	Direction of approach from the right	3SE5000-0AV06
Universal radius actuator	Length 77 mm	3SE5000-0AV05
	Length 77 mm, tab rotated 90°	3SE5000-0AV05-1AA6
Universal radius actuator, heavy duty	Length 67 mm	3SE5000-0AV07-1AK2
	Length 77 mm	3SE5000-0AV07

Prices available on request

## Easy, flexible, efficient

Integrated connection of the field level to the control – revolutionized automation applications with AS-i and benefits

[www.siemens.com/as-interface](http://www.siemens.com/as-interface)

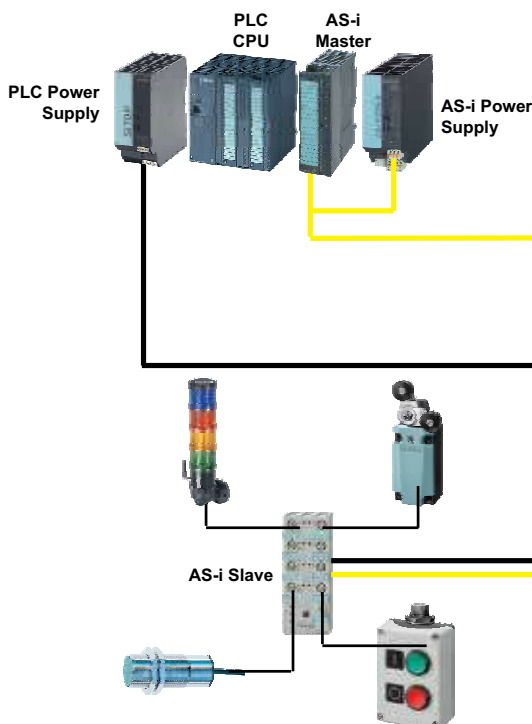
### AS-I Masters and Power supplies



### I/O Modules



### Integrated Solutions




Actuator Sensor interface (AS-i) is a 2 wire simple bus system that connects field devices like limit switches, proximity sensors, valves, etc to a PLC. This eliminates the huge control cabling in your machine/ plant.

AS-i can be used in any machine / process having Sensors (Push buttons, Limit switches, Proximity sensors) Actuators

(Valves, indicating lamps, contactors etc.) across diverse industries.

- Reduction in field wiring
- Less source for errors
- Faster diagnostics
- Increased uptime
- Increased productivity



PROFI<sup>®</sup>  
BUS

PROFI<sup>®</sup>  
NET

EtherNet/IP

OPC UA

# SIMOCODE pro: Flexible, modular and safe

The made-to-measure motor management system

- Motor protection, monitoring and control in a single system
- Fail-safe disconnection of motors
- Detailed operating, service and diagnostics data
- Open communication via PROFIBUS / PROFINET and OPC UA

[www.siemens.co.in](http://www.siemens.co.in)

**SIEMENS**

# SIMOCODE Pro

## Basic Unit

Description	Type
Pro S on Profibus with 110-240VAC/DC control	3UF7020-1AU01-0
Pro S on Profibus with 24VDC control	3UF7020-1AB01-0
Pro V on Profibus with 110-240VAC/DC control	3UF7010-1AU00-0
Pro V on Profibus with 24VDC control	3UF7010-1AB00-0
Pro C on Profibus with 110-240VAC/DC control	3UF7000-1AU00-0
Pro C on Profibus with 24VDC control	3UF7000-1AB00-0
Pro V PN on Profinet with 110-240VAC/DC control	3UF7011-1AU00-0
Pro V PN on Profinet with 24VDC control	3UF7011-1AB00-0
Pro V on Modbus RTU with 110-240VAC/DC control	3UF7012-1AU00-0
Pro V on Modbus RTU with 24VDC control	3UF7012-1AB00-0
Pro V on EtherNet/IP with 110-240VAC/DC control	3UF7013-1AU00-0
Pro V on EtherNet/IP with 24VDC control	3UF7013-1AB00-0

## Current Measuring Module

Description	Type
0.3 to 3A	3UF7100-1AA00-0
2.4 to 25A	3UF7101-1AA00-0
10 to 100A	3UF7102-1AA00-0
20 to 200A	3UF7103-1AA00-0
20 to 200A (Busbar Connection)	3UF7103-1BA00-0
63 to 630A (Busbar Connection)	3UF7104-1BA00-0

## Current/Voltage Measuring Module (2nd generation)

Description	Type
0.3 to 4A	3UF7110-1AA01-0
3.0 to 40A	3UF7111-1AA01-0
10 to 115A	3UF7112-1AA01-0
20 to 200A	3UF7113-1AA01-0
20 to 200A (Busbar Connection)	3UF7113-1BA01-0
63 to 630A (Busbar Connection)	3UF7114-1BA01-0

Prices available on request

## Operator Panel (Optional)

Description	Type
Operator Panel (for Pro S)	3UF7200-1AA01-0
Operator Panel (for Pro C, Pro V)	3UF7200-1AA010
Operator Panel with Display (for Pro V)	3UF7210-1AA01-0

## Connecting Cable

Description	Type
Side by Side (0.025m flat)	3UF7930-0AA00-0
Length 0.1m (flat)	3UF7931-0AA00-0
Length 0.3m (flat)	3UF7935-0AA00-0
Length 0.5m (flat)	3UF7932-0AA00-0
Length 0.5m (round)	3UF7932-0BA00-0
Length 1m (round)	3UF7937-0BA00-0
Length 2.5m (round)	3UF7933-0BA00-0

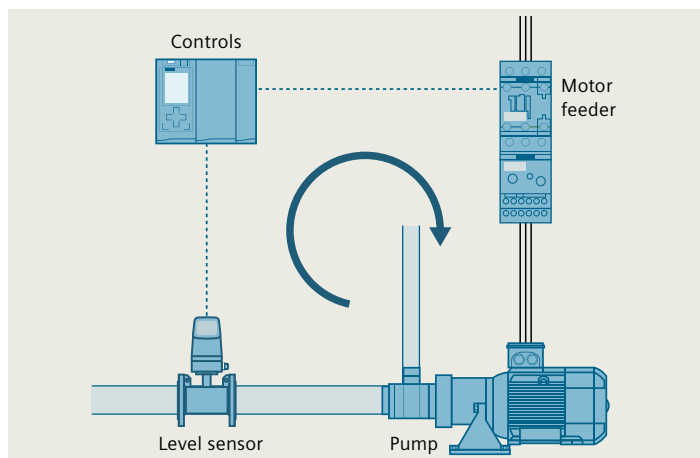
## Configuration Software

Description	Type
Premium upgrade for SIMOCODE ES 2007	3ZS1322-6CC15-0YE5
SIRIUS SIMOCODE ES V18 Professional; floating license for one user, engineering software	3ZS1322-6CC16-0YA5

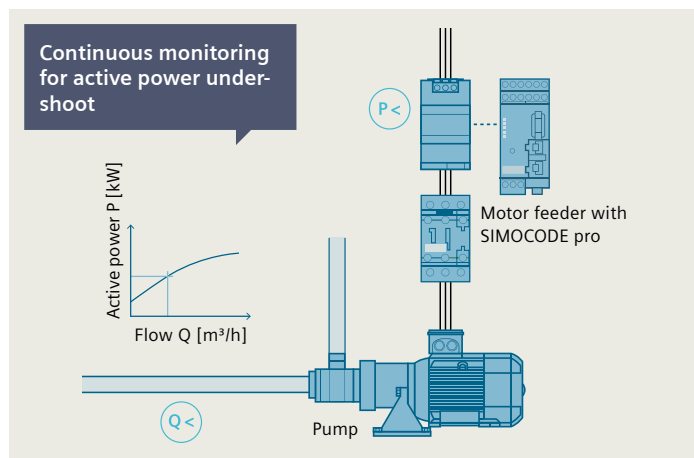
## Accessories

Description	Type
PC Cable for PC/PG communication - USB connection	3UF7941-0AA00-0
Memory Module for pro S, pro C & pro V on Profibus	3UF7900-0AA01-0
Memory Module for pro V PN on Profinet	3UF7901-0AA01-0
Addressing Plug for pro S, pro C & pro V on Profibus	3UF7910-0AA00-0
Door Adaptor	3UF7920-0AA00-0
Initialization module for the automatic parameterization of SIMOCODE pro S/pro V	3UF7902-0AA00-0





# Your benefits through active power-based dry running protection



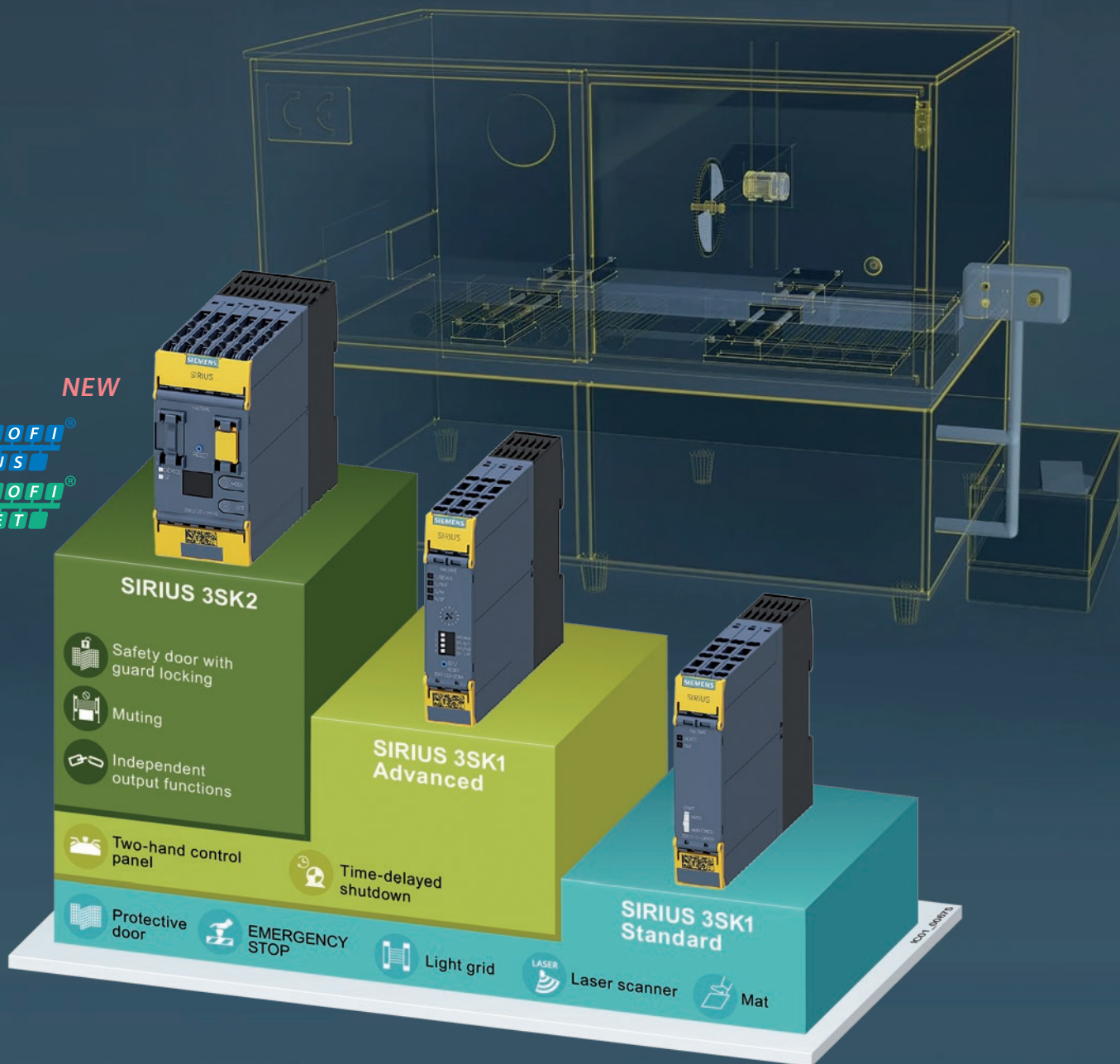
Conventional dry running monitoring with a sensor



Active power-based dry running protection

 <p><b>Earlier fault detection</b></p> <ul style="list-style-type: none"> <li>• Direct conclusions concerning the flow rate can be drawn from the active power consumption of the pump motor</li> <li>• Reliable prevention of dry running of the pump and therefore less damage to the pump</li> </ul>	 <p><b>Cost and time savings</b></p> <ul style="list-style-type: none"> <li>• No maintenance effort due to the elimination of mechanical wear of the sensors</li> <li>• No additional sensor required</li> </ul>	 <p><b>Reduction of hardware</b></p> <ul style="list-style-type: none"> <li>• No need for additional sensors and mechanical components</li> <li>• Simplified engineering</li> </ul>	 <p><b>Reliable monitoring of the system</b></p> <ul style="list-style-type: none"> <li>• Compliance with ATEX and IECEx criteria</li> <li>• Reliable and automatic pump switch-off in the event of inadmissible operating conditions</li> </ul>
--	---	--	---





# SIRIUS 3SK Safety relays

Select the optimum device – precisely for your application

SIRIUS 3SK safety relays offer outstanding simplicity and flexibility. Their modular design simplifies the planning, commissioning and expansion of plants. Simple safety functions, such as EMERGENCY STOP and protective door monitoring up to SIL 3 and PL e, can be quickly implemented without programming.

The safety relays are certified in accordance with IEC 62061 and ISO 13849-1 and are internationally applicable. The 3SK1 and 3SK2 versions of the device are available to meet differing requirements. The devices can be used for both stand-alone and integrated solutions.

[www.siemens.com/safety-relays](http://www.siemens.com/safety-relays)










**SIEMENS**

# SIRIUS 3SK Safety relays

Relay enable circuit	Semiconductor enable circuit	Contacts				Rated control supply voltage	Unit LP ₹	MOQ
		EC	SC	EC (td)	Adjustable Time Delay (td)			
<b>SIRIUS 3SK1 standard basic units</b>								
3SK1111-1AB30		3	1	--	--	24V AC/DC	29690.-	1
3SK1111-1AW20		3	1	--	--	110-240V AC/DC	29690.-	1
	3SK1112-1BB40	2	1	--	--	24V DC	27295.-	1
<b>SIRIUS 3SK1 advanced basic units</b>								
3SK1121-1CB41		2	--	2	0.05...3 Sec	24V DC	45505.-	1
3SK1121-1CB42		2	--	2	0.5...30 Sec	24V DC	45505.-	1
3SK1121-1CB44		2	--	2	5.0...300 Sec	24V DC	45505.-	1
	3SK1122-1CB41	2	--	2	0.05...3 Sec	24V DC	27295.-	1
	3SK1122-1CB42	2	--	2	0.5...30 Sec	24V DC	27295.-	1
	3SK1122-1CB44	2	--	2	5.0...300 Sec	24V DC	27295.-	1
<b>SIRIUS 3SK1 Output expansion module</b>								
3SK1211-1BB00		4	1			24V AC	26755.-	1
3SK1211-1BB40		4	1			24V DC	26755.-	1
3SK1211-1BW20		4	1			110-240V AC/DC	26755.-	1
<b>SIRIUS 3SK2 Basic Unit</b>								
	3SK2112-1AA10	10	--	2	0.05...3 Sec	24V DC	Prices available on request	1
	3SK2122-1AA10	20	--	4	0.05...3 Sec			1

Note: EC = enable Circuit(s), SC = signaling circuit(s), td = delayed

## Everything for your safety

Detecting	Evaluating	Reacting
<p>Which sensors can be connected?</p> <div style="display: flex; justify-content: space-around;"> <div style="text-align: center;">  <p>SIRIUS 3SE5 position switches</p> </div> <div style="text-align: center;">  <p>SIRIUS ACT / 3SB5 Emergency STOP</p> </div> </div> <div style="display: flex; justify-content: space-around; margin-top: 10px;"> <div style="text-align: center;">  <p>SIRIUS ACT Two-hand operation consoles</p> </div> <div style="text-align: center;">  <p>SIRIUS foot switches</p> </div> </div>	<p>How can you perform quick, flexible evaluation?</p> <div style="text-align: center; margin-top: 20px;">  <p>SIRIUS 3SK Safety relays</p> </div> <div style="text-align: center; margin-top: 10px;">  <p>SIRIUS 3RQ1 Coupling relays <span style="color: red; font-weight: bold;">NEW</span></p> </div>	<p>Which actuators can be connected?</p> <div style="display: flex; justify-content: space-around; margin-top: 20px;"> <div style="text-align: center;">  <p>SIRIUS 3RT Contactors</p> </div> <div style="text-align: center;">  <p>SIRIUS 3RM1 Motor Starters</p> </div> </div> <div style="text-align: center; margin-top: 10px;">  <p>SIRIUS 3RW Soft Starter</p> </div>

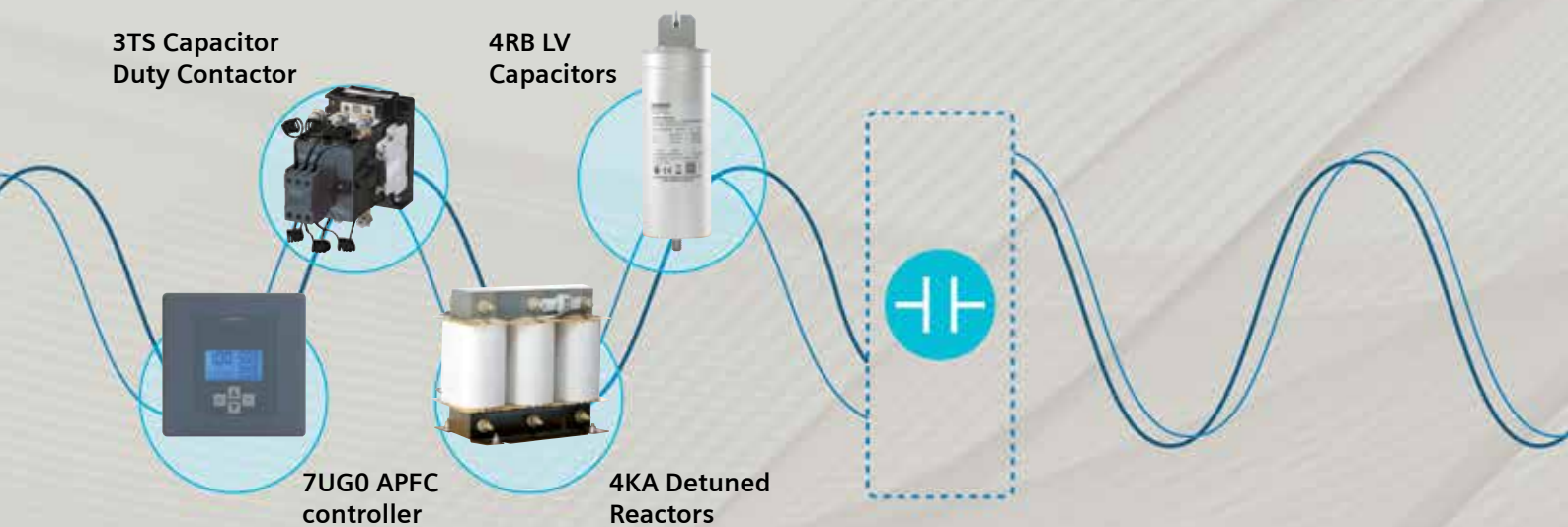
## SIRIUS 3RQ1 coupling relays NEW

The 3RQ1 relays are force-guided in accordance with IEC 60947-5-1 (IEC 61810-3), the mechanical connection between the contacts ensures the NO and NC contacts are never closed simultaneously. This means failures to open can be reliably recognized in order to ensure maximum safety. These coupling relays are also an integral component of the 3SK safety relay system and serve as an output expansion module. 3RQ1 coupling relays are available in two variants to fulfill SIL 2 & SIL 3.



Type	Contacts		Rated control supply voltage	Unit LP ₹	MOQ
	NO	NC			
3RQ1000-1EB00	1	1	24V DC	Prices available on request	1
3RQ1000-1GB00	2	1			1
3RQ1000-1HB00	2	2			1
3RQ1000-1LB00	4	1			1

Safety evaluation with TIA selection tool - The fast way to a safe solution  
[www.siemens.com/safety](http://www.siemens.com/safety)



# Power Factor Correction

[www.siemens.co.in](http://www.siemens.co.in)

**SIEMENS**

## SIECAP™ LV Power Capacitors

### ND+ (Normal Duty) - Al Can, MPP resin filled

- High pulse current withstand capability (upto 200.I<sub>N</sub>)
- Long life expectancy upto 100000 hrs
- Self healing type
- Inbuilt over pressure disconnecter
- Shock hazard protected SIGUT terminals



Rated voltage V	kvar @ 50 Hz	Type	Unit LP* ₹	Std. pkg. (nos.)
440	5	4RB2050-3EE52-8K	2945.-	1
	6	4RB2060-3EE52-8K	2945.-	1
	7	4RB2070-3EE52-8K	3225.-	1
	7.5	4RB2075-3EE52-8K	3460.-	1
	8.3	4RB2083-3EE52-8K	3830.-	1
	9	4RB2090-3EE52-8K	4145.-	1
	10	4RB2100-3EE52-8K	4615.-	1
	12.5	4RB2125-3EE52-8K	4980.-	1
	15	4RB2150-3EE52-8K	5970.-	1
	16.7	4RB2167-3EE52-8K	6635.-	1
	20	4RB2200-3EE52-8K	7940.-	1
	20.8	4RB2208-3EE52-8K	8270.-	1
	25	4RB2250-3EE52-8K	9945.-	1
	28	4RB2280-3EE52-8K	11130.-	1
30	4RB2300-3EE52-8K	11935.-	1	

Rated voltage V	kvar @ 50 Hz	Type	Unit LP* ₹	Std. pkg. (nos.)
480	5	4RB2050-3EJ52-8K	2710.-	1
	5.5	4RB2055-3EJ52-8K	3000.-	1
	8.3	4RB2083-3EJ52-8K	4000.-	1
	10.4	4RB2104-3EJ52-8K	5010.-	1
	11.1	4RB2111-3EJ52-8K	5110.-	1
	12.5	4RB2125-3EJ52-8K	5240.-	1
	13.8	4RB2138-3EJ52-8K	5780.-	1
	15	4RB2150-3EJ52-8K	6280.-	1
	16.7	4RB2167-3EJ52-8K	6985.-	1
	20.8	4RB2208-3EJ52-8K	8710.-	1
	25	4RB2250-3EJ52-8K	10460.-	1
	27.7	4RB2277-3EJ52-8K	11595.-	1
	30	4RB2300-3EJ52-8K	12560.-	1

# Purchase MOQ for our dealers is in multiples of standard packing, please contact your nearest Siemens Sales Office for further details.

For information on less than 5 kvar and other kvar ratings at different voltages and frequency and use with detuned reactors, please contact your nearest Siemens Sales Office.



# SIECAP™ LV Power Capacitors

## HD (Heavy Duty) - Al Can, MPP resin filled

- High pulse current withstand capability (up to 250.I<sub>N</sub>)
- Long life expectancy up to 130000 hrs
- Self healing type
- Inbuilt over pressure disconnecter
- Shock hazard protected SIGUT terminals



Rated voltage V	kvar @ 50 Hz	Type	Unit LP* ₹	Std. pkg. (nos.)
415	5	4RB2050-3EB53-8K	3610.-	1
	7.5	4RB2075-3EB53-8K	4795.-	1
	10.4	4RB2104-3EB53-8K	6655.-	1
	12.5	4RB2125-3EB53-8K	7220.-	1
	15	4RB2150-3EB53-8K	8670.-	1
	20	4RB2200-3EB53-8K	11555.-	1
	25	4RB2250-3EB53-8K	14445.-	1
440	5	4RB2050-3EE53-8K	3720.-	1
	7.5	4RB2075-3EE53-8K	4795.-	1
	10	4RB2100-3EE53-8K	6395.-	1
	12.5	4RB2125-3EE53-8K	7220.-	1
	15	4RB2150-3EE53-8K	8670.-	1
	20	4RB2200-3EE53-8K	11555.-	1
	25	4RB2250-3EE53-8K	14445.-	1
	28.1	4RB2281-3EE53-8K	16225.-	1
30	4RB2300-3EE53-8K	17325.-	1	

Rated voltage V	kvar @ 50 Hz	Type	Unit LP* ₹	Std. pkg. (nos.)
480	5	4RB2050-3EJ53-8K	3720.-	1
	6.3	4RB2063-3EJ53-8K	4160.-	1
	8.3	4RB2083-3EJ53-8K	5480.-	1
	10.4	4RB2104-3EJ53-8K	6230.-	1
	11	4RB2110-3EJ53-8K	6590.-	1
	12.5	4RB2125-3EJ53-8K	7480.-	1
	13.8	4RB2138-3EJ53-8K	8260.-	1
	15	4RB2150-3EJ53-8K	8975.-	1
	16.7	4RB2167-3EJ53-8K	9990.-	1
	18.7	4RB2187-3EJ53-8K	11185.-	1
	20	4RB2200-3EJ53-8K	11975.-	1
	22	4RB2220-3EJ53-8K	13155.-	1
	25	4RB2250-3EJ53-8K	14950.-	1
	28.1	4RB2281-3EJ53-8K	16810.-	1
	30	4RB2300-3EJ53-8K	17940.-	1
525	5	4RB2050-3FC53-8K	3835.-	1
	6.3	4RB2063-3FC53-8K	4300.-	1
	8.3	4RB2083-3FC53-8K	5655.-	1
	10.4	4RB2104-3FC53-8K	6435.-	1
	12.5	4RB2125-3FC53-8K	7745.-	1
	13.2	4RB2132-3FC53-8K	8175.-	1
	15	4RB2150-3FC53-8K	9280.-	1
	16.7	4RB2167-3FC53-8K	10350.-	1
	20	4RB2200-3FC53-8K	12375.-	1
	25	4RB2250-3FC53-8K	15470.-	1
	26.5	4RB2265-3FC53-8K	16400.-	1
	30	4RB2300-3FC53-8K	18570.-	1
	33.1	4RB2331-3FC53-8K	20480.-	1

# Purchase MOQ for our dealers is in multiples of standard packing, please contact your nearest Siemens Sales Office for further details.

For information on less than 5 kvar and other kvar ratings at different voltages and frequency and use with detuned reactors, please contact your nearest Siemens Sales Office.



## SIECAP™ LV Power Capacitors

### SHD (Super Heavy Duty) - Al Can, MPP resin filled

- High pulse current withstand capability (upto 500.I<sub>N</sub>)
- Long life expectancy upto 200000 hrs
- Self healing type
- Inbuilt over pressure disconnecter
- Shock hazard protected SIGUT terminals



Rated voltage V	kvar @ 50 Hz	Type	Unit LP* ₹	Std. pkg. (nos.)
415	5	4RB1050-3EB50-8K	4115.-	1
	6.3	4RB1063-3EB50-8K	4600.-	1
	7.5	4RB1075-3EB50-8K	5475.-	1
	10.4	4RB1104-3EB50-8K	7595.-	1
	12.5	4RB1125-3EB50-8K	8245.-	1
	15	4RB1150-3EB50-8K	9895.-	1
	20	4RB1200-3EB50-8K	13195.-	1
	25	4RB1250-3EB50-8K	16495.-	1
	28.1	4RB1281-3EB50-8K	18525.-	1
	30	4RB1300-3EB50-8K	19790.-	1
440	5	4RB1050-3EE50-8K	4245.-	1
	7.5	4RB1075-3EE50-8K	5475.-	1
	10	4RB1100-3EE50-8K	7305.-	1
	10.4	4RB1104-3EE50-8K	7595.-	1
	12.5	4RB1125-3EE50-8K	8245.-	1
	15	4RB1150-3EE50-8K	9895.-	1
	16.7	4RB1167-3EE50-8K	11015.-	1
	20	4RB1200-3EE50-8K	13195.-	1
	25	4RB1250-3EE50-8K	16495.-	1
	28.1	4RB1281-3EE50-8K	18525.-	1
480	5	4RB1050-3EJ50-8K	4245.-	1
	6.3	4RB1063-3EJ50-8K	4745.-	1
	8.3	4RB1083-3EJ50-8K	6260.-	1
	10.4	4RB1104-3EJ50-8K	7105.-	1
	11	4RB1111-3EJ50-8K	7525.-	1
	12.5	4RB1125-3EJ50-8K	8540.-	1
	13.8	4RB1138-3EJ50-8K	9440.-	1
	15	4RB1150-3EJ50-8K	10250.-	1
	16.7	4RB1167-3EJ50-8K	11405.-	1
	18.7	4RB1187-3EJ50-8K	12775.-	1

Rated voltage V	kvar @ 50 Hz	Type	Unit LP* ₹	Std. pkg. (nos.)
525	5	4RB1050-3FC50-8K	4375.-	1
	6.3	4RB1063-3FC50-8K	4910.-	1
	8.3	4RB1083-3FC50-8K	6455.-	1
	10.4	4RB1104-3FC50-8K	7350.-	1
	12.5	4RB1125-3FC50-8K	8840.-	1
	13.2	4RB1132-3FC50-8K	9335.-	1
	15	4RB1150-3FC50-8K	10600.-	1
	16.7	4RB1167-3FC50-8K	11815.-	1
	20	4RB1200-3FC50-8K	14130.-	1
	25	4RB1250-3FC50-8K	17665.-	1
690	26.5	4RB1265-3FC50-8K	18735.-	1
	30	4RB1300-3FC50-8K	21210.-	1
	33.1	4RB1331-3FC50-8K	23390.-	1
	5.3	4RB1053-3GK50-8K	3865.-	1
	6.9	4RB1068-3GK50-8K	5050.-	1
	10.4	4RB1104-3GK50-8K	7595.-	1
	12.5	4RB1125-3GK50-8K	9135.-	1
	14.6	4RB1146-3GK50-8K	10665.-	1
	20	4RB1200-3GK50-8K	14610.-	1
	25	4RB1250-3GK50-8K	18260.-	1

# Purchase MOQ for our dealers is in multiples of standard packing, please contact your nearest Siemens Sales Office for further details

For information on less than 5 kvar and other kvar ratings at different voltages and frequency and use with detuned reactors, please contact your nearest Siemens Sales Office.

## Harmonics filter

### Detuned reactor

#### Features

- Insulation class H
- High linearity
- Temperature control via micro switch
- Low losses and low noise



### Copper Detuned Reactors

Bank size	Detuning factor	Type	Unit LP* ₹
5kvar	5.67%	4KA1220-1AC01-0AA0	19060.-
10kvar	5.67%	4KA1220-3AC01-0AA0	22615.-
12.5kvar	5.67%	4KA1220-4AC01-0AA0	26470.-
15kvar	5.67%	4KA1220-5AC01-0AA0	28595.-
20kvar	5.67%	4KA1220-6AC01-0AA0	30585.-
25kvar	5.67%	4KA1220-7AC01-0AA0	32725.-
5kvar	7%	4KA1220-1AA01-0AA0	19045.-
10kvar	7%	4KA1220-3AA01-0AA0	26125.-
12.5kvar	7%	4KA1220-4AA01-0AA0	28205.-
15kvar	7%	4KA1220-5AA01-0AA0	32570.-
20kvar	7%	4KA1220-6AA01-0AA0	34695.-
25kvar	7%	4KA1220-7AA01-0AA0	36510.-
50kvar	7%	4KA1220-2BA01-0AA0	65050.-
75kvar	7%	4KA1220-3BA03-0AA0	91225.-
100kvar	7%	4KA1220-4BA03-0AA0	114820.-
5kvar	14%	4KA1220-1AB01-0AA0	25075.-
12.5kvar	14%	4KA1220-4AB01-0AA0	42080.-
15kvar	14%	4KA1220-5AB01-0AA0	49270.-
20kvar	14%	4KA1220-6AB01-0AA0	59955.-
25kvar	14%	4KA1220-7AB01-0AA0	67415.-
50kvar	14%	4KA1220-2BB01-0AA0	109475.-
75kvar	14%	4KA1220-3BB03-0AA0	140055.-
100kvar	14%	4KA1220-4BB03-0AA0	203630.-

### Aluminium Detuned Reactors

Bank size	Detuning factor	Type	Unit LP* ₹
5kvar	5.67%	4KA1420-1AC01-0AA0	14160.-
10kvar	5.67%	4KA1420-3AC01-0AA0	18055.-
12.5kvar	5.67%	4KA1420-4AC01-0AA0	19785.-
15kvar	5.67%	4KA1420-5AC01-0AA0	23400.-
20kvar	5.67%	4KA1420-6AC01-0AA0	26680.-
25kvar	5.67%	4KA1420-7AC01-0AA0	27015.-
50kvar	5.67%	4KA1420-2BC01-0AA0	49155.-
5kvar	7%	4KA1420-1AA01-0AA0	15075.-
10kvar	7%	4KA1420-3AA01-0AA0	19395.-
12.5kvar	7%	4KA1420-4AA01-0AA0	21445.-
15kvar	7%	4KA1420-5AA01-0AA0	24175.-
20kvar	7%	4KA1420-6AA01-0AA0	25745.-
25kvar	7%	4KA1420-7AA01-0AA0	27535.-
50kvar	7%	4KA1420-2BA01-0AA0	47345.-
75kvar	7%	4KA1420-3BA03-0AA0	64325.-
100kvar	7%	4KA1420-4BA03-0AA0	84120.-
5kvar	14%	4KA1420-1AB01-0AA0	20520.-
10kvar	14%	4KA1420-3AB01-0AA0	30780.-
12.5kvar	14%	4KA1420-4AB01-0AA0	33495.-
15kvar	14%	4KA1420-5AB01-0AA0	39655.-
20kvar	14%	4KA1420-6AB01-0AA0	44025.-
25kvar	14%	4KA1420-7AB01-0AA0	53720.-
50kvar	14%	4KA1420-2BB01-0AA0	95035.-



Siemens switchgear. Tried, tested, trusted.

## 3TS Capacitor duty Contactors

Now in  
TI - GREY **NEW**

The 3TS capacitor duty contactor (with **patented** de-latching technology) provides a reliable and economical solution for capacitor switching applications.

### Features and Benefits

- De-latching operating principle
- SIGUT Termination technique
- Finger touch proof terminals
- Compact Dimensions
- DIN / Screw mounting
- Reliable switching of capacitor banks
- Ease of wiring (can obviate use of lugs)
- Operator Safety
- Space saving
- Flexible mounting



Capacitor kVAr 415V, 3ph, 50Hz	Built-in aux. contacts	Type®	Unit LP ₹	Built-in aux. contacts	Type®	Unit LP ₹	Std. pkg. (nos.)
5 kvar <b>NEW</b>	1 NO	3TS2110-0A..5-8K†	2540.-				
7 kvar	1 NO	3TS1110-0A..5-8K†	2795.-				
10 kvar <b>NEW</b>	–	3TS2200-0A..5-8K†	3035.-	1NO+1NC	3TS2211-0A..5-8K	3480.-	
12.5 kvar	–	3TS1200-0A..5-8K†	3110.-	1NO+1NC	3TS1211-0A..5-8K	3555.-	1
16 kvar	–	3TS1300-0A..5-8K†	4275.-	1NO+1NC	3TS1311-0A..5-8K	4715.-	1
20 kvar	–	3TS1400-0A..5-8K†	4815.-	1NO+1NC	3TS1411-0A..5-8K	5245.-	1
25 kvar	–	3TS1500-0A..5-8K†	5560.-	1NO+1NC	3TS1511-0A..5-8K	6010.-	1
30 kvar <b>NEW</b>	–	3TS2500-0A..5-8K†	8665.-	1NO+1NC	3TS2511-0A..5-8K	9110.-	1
40 kvar <b>NEW</b>	2 NO + 2 NC	3TS2722-0A..5-8K	14700.-				
50 kvar	2 NO + 2 NC	3TS1722-0A..5-8K	17210.-				

† Facility to add one contact block of 1NO / 1NC

### @ AC 50Hz coil code - Please enter coil codes from table below

Code	For 3TS contactors		
	F0	P0	R0
Coil voltage (V)	110	230	415

### Auxiliary contact blocks

For contactor	Description	Type	Unit LP ₹	Std. pkg. (nos.)
3TS1110-3TS1500	1NO	■ 3TX4010-2A	245.-	10
	1NC	■ 3TX4001-2A	245.-	10

## 3MT7 Capacitor Duty Contactors **NEW**

Capacitor kvar 440V AC, 3Ph, 50Hz	Built-in aux. contacts	Type	Unit LP ₹	Std. pkg. (nos.)
60kVAr	1NO+2NC	3MT70060JA126A..	18290.-	1
80kVAr	1NO+2NC	3MT70080JA126A..	22455.-	1
100kVAr	1NO+2NC	3MT70100JA126A..	23335.-	1

Please add coil code from adjacent table

Note: For SIRIUS 3RT26 Capacitor Duty Contactors - Please contact Siemens

Refer Page No 41 for Capacitor Duty Contactor Spares

Coil 50/60Hz for 60 kvar contactor					
Coil Code	C2	G2	N2	P2	R2
Voltage	24V AC	110V AC	■ 220V AC	■ 240V AC	415V AC

Coil 50Hz for 80 & 100 kvar contactors				
Coil Code	F0	M0	U0	V0
Voltage	110V AC	■ 220V AC	■ 240V AC	415V AC



## Automatic Power Factor Correction Relay (APFC relay)

Now in  
TI - GREY **NEW**

### Features

- Easy accessibility of parameters
- Universal control supply—optimizing the no of variants
- Automatic/ Linear/ rotational switching modes of banks
- Selectable 1A/ 5A current input
- LCD version with RS485 Communication MODBUS RTU Protocol
- Confirms to IEC60947-5-1, carry CE and RoHS Compliant



for more info scan QR code



7UG0572-1GT20

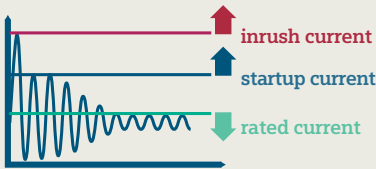
Description	Type	Unit LP ₹	Std. pkg. (nos.)
Automatic Power factor correction relay (APFC relay)	8 Stage with LCD display	7UG0571-1FT20	23345.-
	12 Stage with LCD display	7UG0572-1GT20	25005.-
	12 stage with LED display	7UG0572-1GT21	14300.-



IE3- and IE4-compliant motors

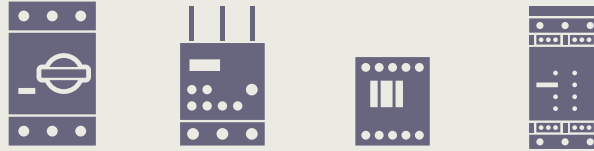


consume less energy



but are characterized by higher currents during starting

This is why we have optimized our SIRIUS switching devices for IE3 and IE4 motors

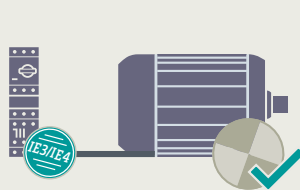


IE3/IE4 ready


AC-3e

SIRIUS controls

For example



No false tripping during startup process



Reliable switching capacity for use with IE3 and IE4 motors

Reliable switching and protection of motors at all times



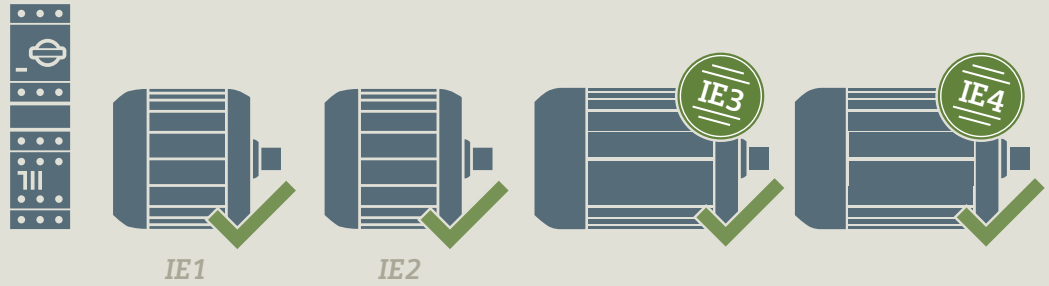
Are you IE3/IE4 ready?

# Type 2 Solutions

[www.siemens.co.in](http://www.siemens.co.in)

**SIEMENS**

**Reliable  
switching and  
protection  
of IE3/IE4  
motors  
at any time**



## Fuseless selection type 2, Iq = 50kA, IS/IEC:60947-4-1 (Motor starter protector 3RV2 + Contactor 3RT )

Suitable for IE3/IE4

- The selection is valid only for complete Siemens combinations i.e. MPCB + contactor + bi-relay (+timer)
- In case this combination is changed to accommodate another brand/rating of MPCB/MCCB/contactor/BMR, it shall be the responsibility of the person making such a change to assure Type 2 performance.
- Selection is for normal starting conditions (Class 10 Feeder). For heavy starting applications (e.g. ID/FD fans, reciprocating compressor, ball mills etc.), please consult Siemens.
- All selections with MPCB are Type tested, selections with MCCB are recommended. For type tested selections & higher breaking capacity refer "Load feeder configuration manual".
- Low LCC = Low life cycle cost

# 3RV20 comes with in-built overload protection, hence external bi-relay is eliminated

### Direct-on-line feeder, for low LCC

SL Motor		Circuit breaker®		Contactor		Bi-relay	
kW 415V, 3ph, 50/60 Hz	I <sub>L</sub> Amps (Guide value)	Type	Rating Amps	Type	Rating Amps	Type	Set-Range Amp
0.37	1.1	3RV2011-0KA10	1.25	3RT2015	7	#	0.9 ... 1.1
0.55	1.5	3RV2011-1AA10	1.6	3RT2015	7	#	1.1 ... 1.4
0.75	1.9	3RV2011-1BA10	2	3RT2015	7	#	1.8 ... 2.2
1.1	2.7	3RV2011-1DA10	3.2	3RT2015	7	#	2.2 ... 2.8
1.5	3.6	3RV2011-1FA10	5	3RT2024	12	#	3.5 ... 4.5
2.2	5.0	3RV2011-1GA10	6.3	3RT2024	12	#	4.5 ... 5.5
3.7	6.5	3RV2011-1HA10	8	3RT2024	12	#	5.5 ... 7
4	8.5	3RV2011-1JA10	10	3RT2024	12	#	7 ... 9
5.5	11.5	3RV2011-1KA10	12.5	3RT2024	12	#	9 ... 10
7.5	15.5	3RV2021-4BA10	20	3RT2027	32	#	13 ... 16
11	22	3RV2021-4CA10	22	3RT2027	32	#	18 ... 23
15	29	3RV2021-4EA10*	32	3RT2027	32	#	27 ... 30
18.5	35	3RV2032-4PA10	36	3RT2035	40	#	28 ... 32
22	41	3RV2032-4VA10	45	3RT2036	50	#	35 ... 42
30	55	3RV2032-4XA10	59	3RT2037	65	#	49 ... 54
37	66	3RV2032-4KA10	73	3RT2038	80	#	62 ... 70
45	80	3RV2042-4RA10	84	3RT2045	80	#	65 ... 80
55	97	3RV2042-4MA10	100	3RT2047	110	#	80 ... 100
55	97	3VA2216-5MN32-0AA0	160	3RT1054	115	#	63 ... 115
75	132	3VA2216-5MN32-0AA0	160	3RT1055	150	#	63 ... 140
90	160	3VA2220-5MN32-0AA0	200	3RT1056	185	#	80 ... 175
110	195	3VA2325-5MN32-0AA0	250	3RT1064	225	#	100 ... 225
132	230	3VA2440-5MN32-0AA0	400	3RT1065	265	#	160 ... 265
160	280	3VA2440-5MN32-0AA0	400	3RT1066	300	#	160 ... 300
200	350	3VA2450-5MN32-0AA0	500	3RT1075	400	#	200 ... 400
250	430	3VA2450-5MN32-0AA0	500	3RT1076	500	#	200 ... 440

\* Starting current up to 256A

\$ 3RV21 'relay function' motor protection circuit-breaker can also be used in place of 3RV10 / 3RV20 MPCB respectively

@ Motor switching operations with circuit breaker 3VA are not allowed.

Alternative combinations with 3VA1 available, contact nearest sales office

For more motor feeder selection charts with various SIRIUS devices see configuration manual "Configuring SIRIUS Innovations – Selection Data for Fuseless and Fused Load Feeders", <https://support.industry.siemens.com/cs/ww/en/view/39714188>



# Fuseless selection type 2, Iq = 50kA, IS/IEC:60947-4-1 (3RV with 3RT & 3RU)

Suitable for IE2 motors

- The selection is valid only for complete Siemens combinations i.e. MPCB / MCCB + contactor + bi-relay (+timer)
- In case this combination is changed to accommodate another brand/rating of MPCB/MCCB/contactor/BMR, it shall be the responsibility of the person making such a change to assure Type 2 performance.
- Selection is for normal starting conditions (class 10 feeder). For heavy starting applications (e.g. ID/FD fans, reciprocating compressor, ball mills etc.), please consult Siemens.
- The electronic star-delta timer type 3RP should be used in star-delta feeders.
- All selections with MPCB are Type tested, selections with MCCB are recommended. For type tested selections & higher breaking capacity refer "Load feeder configuration manual".
- Low LCC = Low life cycle cost

## Direct-on-line feeder, for low LCC

SL motor		Circuit breaker <sup>§</sup>		Contactor		Bi-relay	
kW 415V, 3ph, 50/60 Hz	I <sub>L</sub> Amp	Type	Amp	Type	Amp	Type	Set-Range Amp
0.37	1.1	3RV2011-0KA10	1.25	3RT2015	7	#	0.9 ... 1.25
0.55	1.4	3RV2011-1AA10	1.6	3RT2015	7	#	1.1 ... 1.6
0.75	1.7	3RV2011-1BA10	2	3RT2015	7	#	1.4 ... 2
1.1	2.4	3RV2011-1DA10	3.2	3RT2015	7	#	2.2 ... 3.2
1.5	3.2	3RV2011-1EA10	4	3RT2015	7	#	2.8 ... 4
2.2	4.8	3RV2011-1GA10	6.3	3RT2024	12	#	4.5 ... 6.3
3.7	7.4	3RV2011-1HA10	8	3RT2024	12	#	5.5 ... 8
4	8.5	3RV2011-1JA10	10	3RT2024	12	#	7.....10
5.5	11.5	3RV2011-1KA10	12.5	3RT2024	12	#	9 ... 12.5
7.5	15	3RV2011-4AA10	16	3RT2026	25	#	10 ... 16
11	21	3RV2021-4DA10	25	3RT2027	32	#	20 ... 25
15	29	3RV2021-4EA10	32	3RT2027	32	#	27 ... 32
18.5	34	3RV2032-4UA10	40	3RT2035	40	#	32 ... 40
22	40	3RV2032-4VA10	45	3RT2036	50	#	35 ... 45
30	57	3RV2032-4JA10	65	3RT2037	65	#	54 ... 65
37	64	3RV2032-4KA10	73	3RT2038	80	#	62 ... 73
45	77	3RV2032-4RA10*	80	3RT2038	80	#	70 ... 80
55	101	3VA1112-5MH32-0AA0	125	3RT1054	115	3RU2156-5CB10-8K	90... 125
75	134	3VA1216-5MH32-0AA0	160	3RT1055	150	3RU2156-5DB10-8K	110 ... 160
90	160	3VA1220-5MH32-0AA0	200	3RT1056	185	3RU2156-5EB10-8K	140 ... 200
110	190	3VA1325-5MH32-0AA0	250	3RT1064	225	3RU2166-5FB10-8K	180 ... 250
132	228	3VA1325-5MH32-0AA0	250	3RT1065	265	3RU2166-5FB10-8K	180 ... 250
160	269	3VA1332-5MH32-0AA0	320	3RT1066	300	3RU2166-5GB10-8K	220 ... 320
200	350	3VA1440-5MH32-0AA0	400	3RT1075	400	3RU2176-5HB10-8K	280 ... 400
250	430	3VA1450-5MH32-0AA0	500	3RT1076	500	3RU2176-5JB10-8K	350 ... 500

§ 3RV11 / 3RV21 'relay function' motor protection circuit-breaker can also be used in place of 3RV10 / 3RV20 motor protection circuit-breaker respectively

# 3RV10/3RV20 comes with in-built overload protection, hence external bi-relay is eliminated

\* Starting current up to 720A

Suitable for IE2/IE3/IE4 Motors

## Star-Delta feeder, for Low LCC

SL motor			Circuit breaker <sup>§</sup>		Contactor line/delta		Contactor star		Bi-relay		Timer
kW 415V, 3ph, 50/60 Hz	I <sub>L</sub> Amps	I <sub>Ph</sub> Amps	Type	Rating Amps	Type	Rating Amps	Type	Rating Amps	Type	Set-Range Amp	Type
5.5	11.5	6.7	3RV2321-4AC10	16	3RT2026	25	3RT2015	7	3RU2126-1HB0	5.5 - 8	3RP15
7.5	15.5	8.7	3RV2321-4AC10	16	3RT2026	25	3RT2015	7	3RU2126-1JB0	7-10	3RP15
11	22	12.2	3RV2321-4DC10	25	3RT2027	32	3RT2024	12	3RU2126-4AB0	11...16	3RP15
15	29	16.8	3RV2321-4EC10	32	3RT2027	32	3RT2024	12	3RU2126-4BB0	14 ... 20	3RP15
18.5	35	19.7	3RV2332-4UC10	40	3RT2035	40	3RT2027	32	3RU2136-4DB0	18 ... 25	3RP15
22	41	23.2	3RV2332-4VC10	45	3RT2036	50	3RT2027	32	3RU2136-4EB0	22 ... 32	3RP15
30	55	33.1	3RV2332-4JC10	65	3RT2037	65	3RT2035	40	3RU2136-4FB0	28 ... 40	3RP15
37	66	37.1	3RV2332-4KC10	73	3RT2038	80	3RT2035	40	3RU2136-4GB0	36 ... 45	3RP15
45	80	44.7	3RV2332-4RC10	80	3RT2038	80	3RT2035	40	3RU2136-4HB0	40 ... 50	3RP15
55	97	58.6	3VA1112-5MH32-0AA0	125	3RT2045	80	3RT2036	50	3RU2146-4JB0	45 ... 63	3RP15
75	134	77.7	3VA1216-5MH32-0AA0	160	3RT1054	115	3RT2037	65	3RU2156-5BB10-8K	70 ... 100	3RP15
90	156	90.5	3VA1220-5MH32-0AA0	200	3RT1055	150	3RT2038	80	3RU2156-5BB10-8K	70 ... 100	3RP15
110	190	110.2	3VA1325-5MH32-0AA0	250	3RT1056	185	3RT2046	95	3RU2156-5CB10-8K	90 ... 125	3RP15
132	228	132.2	3VA1325-5MH32-0AA0	250	3RT1056	185	3RT1054	115	3RU2156-5DB10-8K	110 ... 160	3RP15
160	269	156	3VA1332-5MH32-0AA0	320	3RT1064	225	3RT1054	115	3RU2166-5EB10-8K	140 ... 200	3RP15
200	350	203	3VA1440-5MH32-0AA0	400	3RT1065	265	3RT1056	185	3RU2166-5FB10-8K	180 ... 250	3RP15
250	430	249	3VA1450-5MH32-0AA0	500	3RT1066	300	3RT1064	225	3RU2166-5GB10-8K	220 ... 320	3RP15

# Fuse protected selection type 2, Iq = 50kA, IS/IEC:60947-4-1 (3KL with 3RT & 3RU)

Suitable for IE2 motors

- The selection is valid only for complete Siemens combinations i.e. SDF + DIN Fuse + Contactor + Bi-Relay (+ timer).
- In case this combination is changed to accommodate another brand/rating of SDF/DIN Fuse/Contactor/BMR, it shall be the responsibility of the person making such a change to assure type 2 performance.
- Selection is for normal starting conditions (class 10 feeder). (For heavy starting applications e.g. ID/FD fans, reciprocating compressor, ball mills etc., please consult Siemens.)
- The electronic star-delta timer type 3RP should be used in star-delta feeders.
- SDF: Switch Disconnecter Fuse. All fuses are DIN HRC type.
- Tested Type 2 combinations
- Low LCC = Low Life Cycle Cost

## Direct-on-line feeder, for Low LCC

SL Motor		SDF		Fuse		Contactor		Bi-Relay	
kW 415V, 3ph, 50/60 Hz	I <sub>L</sub> Amps	Type	Amp	Type	Amps	Type	Rating Amps	Type	Set-Range Amp
0.37	1.1	3KL811	20	3NA78040RC	4	3RT2015	7	3RU2116-0KB0	0.9 ... 1.25
0.55	1.4	3KL811	20	3NA78040RC	4	3RT2015	7	3RU2116-1AB0	1.1 ... 1.6
0.75	1.7	3KL811	20	3NA78010RC	6	3RT2015	7	3RU2116-1BB0	1.4 ... 2
1.1	2.4	3KL811	20	3NA78010RC	6	3RT2015	7	3RU2116-1DB0	2.2 ... 3.2
1.5	3.2	3KL811	20	3NA78030RC	10	3RT2015	7	3RU2116-1EB0	2.8 ... 4
2.2	4.8	3KL811	20	3NA78050RC	16	3RT2015	7	3RU2116-1GB0	4.5 ... 6.3
3.7	7.4	3KL811	20	3NA78070RC	20	3RT2024	12	3RU2126-1JB0	7...10
5.5	11.2	3KL812	32	3NA78100RC	25	3RT2024	12	3RU2126-1KB0	9 ... 12.5
7.5	15	3KL812	32	3NA78120RC	32	3RT2025	17	3RU2126-4AB0	11 ...16
11	21	3KL815	63	3NA78200RC	50	3RT2027	32	3RU2126-4DB0	20 ... 25
15	28	3KL815	63	3NA78220RC	63	3RT2035	40	3RU2136-4EB0	22 ... 32
18.5	34	3KL821	100	3NA78240RC	80	3RT2035	40	3RU2136-4FB0	28 ... 40
22	40	3KL821	100	3NA78240RC	80	3RT2036	50	3RU2136-4GB0	36 ... 45
30	57	3KL821	100	3NA78300RC	100	3RT2037	65	3RU2136-4QB0	47 ... 57
37	64	3KL822	125	3NA78320RC	125	3RT2038	80	3RU2136-4KB0	62 ... 73
45	77	3KL822	125	3NA78320RC	125	3RT2046	95	3RU2136-4RB0	70 ... 80
55	101	3KL823	160	3NA78360RC	160	3RT1054	115	3RU2156-5CB10-8K	90 ... 125
75	134	3KL831	200	3NA71400RC	200	3RT1055	150	3RU2156-5DB10-8K	110 ... 160
90	160	3KL832	250	3NA71440RC	250	3RT1056	185	3RU2156-5EB10-8K	140 ... 200
110	190	3KL832	250	3NA71440RC	250	3RT1064	225	3RU2166-5FB10-8K	180 ... 250
132	228	3KL833	315	3NA72520RC	315	3RT1065	265	3RU2166-5FB10-8K	180 ... 250
160	269	3KL834	400	3NA72600RC	400	3RT1066	300	3RU2166-5GB10-8K	220 ... 320
200	350	3KL841	500	3NA33650RC	500	3RT1075	400	3RU2176-5HB10-8K	280 ... 400
250	430	3KL841	500	3NA33650RC	500	3RT1076	500	3RU2176-5JB10-8K	350 ... 500

## Star-Delta feeder, for Low LCC

SL Motor			SDF		HRC Fuses		Contactor Line/Delta		Contactor Star		Bi-Relay		Timer
kW 415V, 3ph, 50/60 Hz	I <sub>L</sub> Amps	I <sub>Ph</sub> Amps	Type	Rating Amps	Type	Rating Amps	Type	Rating Amps	Type	Rating Amps	Type	Set-Range Amp	Type
4	7.8	4.5	3KL811	20	3NA78030RC	10	3RT2023	9	3RT2023	9	3RU2126-1FB0	3.5 ... 5	3RP15
5.5	11.2	6.5	3KL811	20	3NA78050RC	16	3RT2023	9	3RT2023	9	3RU2126-1HB0	5.5 ... 8	3RP15
7.5	15	9.2	3KL811	20	3NA78070RC	20	3RT2024	12	3RT2023	9	3RU2126-1JB0	7 ... 10	3RP15
11	21	12	3KL812	32	3NA78100RC	25	3RT2025	17	3RT2023	9	3RU2126-1KB0	9 ... 12.5	3RP15
15	28	16.2	3KL812	32	3NA78120RC	32	3RT2026	25	3RT2025	17	3RU2126-4BB0	14 ... 20	3RP15
18.5	34	19.7	3KL815	63	3NA78200RC	50	3RT2027	32	3RT2026	25	3RU2126-4CB0	17 ... 22	3RP15
22	40	23.2	3KL815	63	3NA78200RC	63	3RT2035	40	3RT2026	25	3RU2136-4DB0	18 ... 25	3RP15
30	57	30.6	3KL821	100	3NA78220RC	80	3RT2035	40	3RT2026	25	3RU2136-4EB0	22 ... 32	3RP15
37	64	37.5	3KL821	100	3NA78240RC	80	3RT2035	40	3RT2027	32	3RU2136-4FB0	28 ... 40	3RP15
45	77	45	3KL821	100	3NA78300RC	100	3RT2037	65	3RT2028	40	3RU2136-4HB0	40 ... 50	3RP15
55	101	55.4	3KL821	100	3NA78300RC	100	3RT2037	65	3RT2035	40	3RU2136-4JB0	54 ... 65	3RP15
75	134	75.6	3KL823	160	3NA78360RC	160	3RT2038	80	3RT2037	65	3RU2136-4RB0	70 ... 80	3RP15
90	156	90	3KL823	160	3NA78360RC	160	3RT2046	95	3RT2038	80	3RU2146-4LB0	70 ... 90	3RP15
110	190	113	3KL831	200	3NA71400RC	200	3RT1054	115	3RT1054	115	3RU2156-5CB10-8K	90 ... 125	3RP15
132	228	133	3KL832	250	3NA71440RC	250	3RT1055	150	3RT1054	115	3RU2156-5DB10-8K	110 ... 160	3RP15
160	269	162	3KL833	315	3NA72520RC	315	3RT1056	185	3RT1054	115	3RU2156-5EB10-8K	140 ... 200	3RP15
200	350	202	3KL834	400	3NA72600RC	400	3RT1064	225	3RT1056	185	3RU2166-5FB10-8K	180 ... 250	3RP15
250	430	248	3KL841	500	3NA33650RC	500	3RT1075	400	3RT1065	265	3RU2166-5GB10-8K	220 ... 320	3RP15

## Available till stocks last



### 3RW40

From 75 - 250 kW

- Soft start, soft stop, adjustable current limit.
- Integrated bypass contact system
- Integrated microprocessor based overload relay with adjustable trip class 10/15/20.
- Intrinsic device protection to protect against thermal overloading of thyristors.
- Integrated state and fault monitoring
- Innovative 2-phase "Polarity Balancing" operation



### 3RW44

From 22 - 1200 kW

- Coated Circuit board for better withstanding in harsh environments
- Torque control, Adjustable current limiting
- Graphical display (LCD) with background illumination
- Optional communication modules (PROFINET/PROFIBUS DP)
- Programmable 4 inputs and 3 outputs.
- Integrated motor overload protection with adjustable trip class 5/10/15/20/30 and device self-protection
- Integrated bypass contact system
- Integrated state and fault monitoring
- Standard circuit (in-line) and inside-the-delta circuit
- Creep speed / inching mode / brake function

#### 3RW40: for standard applications

Rated operating voltage U <sub>e</sub> , In line circuit V AC	Motor rating at 415V, 40°C, normal starting, in line circuit kW	Rated operating current I <sub>e</sub> (AC-53a) A (40°C/50°C/60°C)	Type	Unit LP ₹	Std. pkg. (nos)
200...460	75	134 / 117 / 100	3RW4055-6BB†4	302640.-	1
200...460	90	162 / 145 / 125	3RW4056-6BB†4	373865.-	1
200...460	132	230 / 205 / 180	3RW4073-6BB†4	427260.-	1
200...460	160	280 / 248 / 215	3RW4074-6BB†4	516290.-	1
200...460	200	356 / 315 / 280	3RW4075-6BB†4	593405.-	1
200...460	250	432 / 385 / 335	3RW4076-6BB†4	649055.-	1

† Control voltage code:

• 115V AC 3

• 230V AC 4

#### 3RW44: for heavy duty applications

Rated operating voltage U <sub>e</sub> , in line circuit V AC	Motor rating at 415V, 40°C, normal starting, (in line circuit) kW	Motor rating at 415V, 40°C, normal starting, (in delta circuit) kW	Rated operating current I <sub>e</sub> (AC-53a) A (40°C/50°C/60°C)	Type*	Unit LP ₹	Std. pkg. (nos)
200...460	15	22	29 / 26 / 23	3RW4422-1BC\$4	172410.-	1
200...460	18.5	30	36 / 32 / 29	3RW4423-1BC\$4	203205.-	1
200...460	22	45	47 / 42 / 37	3RW4424-1BC\$4	215515.-	1
200...460	30	55	57 / 51 / 45	3RW4425-1BC\$4	258600.-	1
200...460	37	75	77 / 68 / 59	3RW4426-1BC\$4	307880.-	1
200...460	45	90	98 / 82 / 72	3RW4427-1BC\$4	387900.-	1
200...460	55	110	113 / 100 / 88	3RW4434-6BC\$4	449485.-	1
200...460	75	132	134 / 117 / 100	3RW4435-6BC\$4	492615.-	1
200...460	90	160	162 / 145 / 125	3RW4436-6BC\$4	508470.-	1
200...460	110	200	203 / 180 / 156	3RW4443-6BC\$4	525650.-	1
200...460	132	250	250 / 215 / 185	3RW4444-6BC\$4	570695.-	1
200...460	160	315	313 / 280 / 250	3RW4445-6BC\$4	615740.-	1
200...460	200	355	356 / 315 / 280	3RW4446-6BC\$4	726570.-	1
200...460	250	400	432 / 385 / 335	3RW4447-6BC\$4	826020.-	1
230...460	315	560	551 / 494 / 438	3RW4453-6BC\$4	1189490.-	1
230...460	355	630	615 / 551 / 489	3RW4454-6BC\$4	1574320.-	1
230...460	400	710	693 / 615 / 551	3RW4455-6BC\$4	1777240.-	1
230...460	450	800	780 / 693 / 615	3RW4456-6BC\$4	1959170.-	1
230...460	500	900	880 / 780 / 693	3RW4457-6BC\$4	2050130.-	1
230...460	560	1000	970 / 850 / 760	3RW4458-6BC\$4	2218045.-	1
230...460	630	1100	1076 / 970 / 880	3RW4465-6BC\$4	2560905.-	1
230...460	710	1200	1214 / 1076 / 970	3RW4466-6BC\$4	2903765.-	1

\$ Control voltage code:

• 115V AC 3

• 230V AC 4

- For 3RW44 with operating voltage U<sub>e</sub> 400...600V AC Change the last digit of MLFB from "4" to "5" - Price on request.

- For 3RW44 with operating voltage U<sub>e</sub> 400...690V AC: Change the last digit of MLFB from "4" to "6" - Price on request.

## Accessories for 3RW44

Description	Type	Unit LP ₹	Std. pkg. (nos.)
Profibus communication module	3RW49000KC00	40825.-	1
Profinet communication module	3RW49000NC00	70420.-	1
External display and operating module	3RW49000AC00	37095.-	1

Note: Commissioning service is available at extra cost.

The Sirius 3RW30/40/44 soft starters are designed for normal starting conditions.

$J_{load} < 10 \times J_{motor}$

In the event of deviating conditions or higher switching frequency, it may be necessary to choose a larger unit.

Siemens recommends use of selection and simulation program [Simulation Tool for Soft Starters \(STS\)](#).

LP - List Price

Description	Type	Unit LP ₹	Std. pkg. (nos.)
PC cable for PC/PG communication - USB connection	3UF79410AA00-0	15995.-	1
- Connection cable for external display module (0.5 mtr - flat)	3UF79320AA00-0	1995.-	1
- Connection cable for external display module (1 mtr - round)	3UF79370BA00-0	5040.-	1
- Connection cable for external display module (2.5 mtr - round)	3UF79330BA00-0	5420.-	1

Refer technical specifications for more details.

For more details, please visit: [www.siemens.com/softstarter](http://www.siemens.com/softstarter)

# Discontinued

## Power Contactors - SICOP 3TF

DC Coil	
Auxiliary contacts	Type Pl. fill in coil voltage code
2NO + 2NC <sup>5</sup>	3TF4602-0D..ZA01
2NO + 2NC <sup>5</sup>	3TF4702-0D..ZA01
2NO + 2NC <sup>5</sup>	3TF4702-0D..ZT00
2NO + 2NC <sup>5</sup>	3TF4772-0D..
2NO + 2NC <sup>5</sup>	3TF4822-0D..ZA01
2NO + 2NC <sup>5</sup>	3TF4922-0D..ZA01
2NO + 2NC <sup>5</sup>	3TF5002-0D..
2NO + 2NC <sup>5</sup>	3TF5102-0D..
2NO + 2NC <sup>5</sup>	3TF5202-0D..
2NO + 2NC <sup>5</sup>	3TF5302-0D..
2NO + 2NC <sup>5</sup>	3TF5402-0D..
2NO + 2NC <sup>5</sup>	3TF5502-0D..
2NO + 2NC <sup>5</sup>	3TF5602-0D..

## Spares for SICOP and SICONT<sup>Plus</sup> Contactors

### DC coils

For contactor	Type
3TF46/47/477	3TY7463-0D..
3TF48/49	3TY7483-0D..
3TF50/51	3TY7503-0D..
3TF52/53	3TY7523-0D..
3TF54/55	3TY7543-0D..
3TF56	3TY7563-0D..

## Accessory of 3RT2 - Pneumatic delay blocks

### Pneumatic delay blocks

for snapping onto the front of size S0 contactors

For Contactor	Function	Auxiliary contacts	Time setting range t Sec	Type
3RT2.2	ON-Delay	1NO + 1NC	0.1 ... 30	3RT2926-2PA01
			1 ... 60	3RT2926-2PA11
	OFF-Delay	1NO + 1NC	0.1 ... 30	3RT2926-2PR01
			1 ... 60	3RT2926-2PR11

## 3RT1(S3) and Spare Coils

Size	AC-3 operational current I <sub>e</sub> upto 415V A	Motor rating at 415V, 50Hz kW	Auxiliary contacts	AC Coil Type
<b>3RT1 Size S3 Contactor</b>				
S3	65	30	-	3RT1044-1A..08K
	80	37	-	3RT1045-1A..08K
	95	45	-	3RT1046-1A..08K

## Magnetic coils for 3RT1 (S3)

Size	AC Coil		
	Contactor type	Rated control supply voltage U <sub>c</sub> at 50/60 Hz V AC	Type
S3	3RT10 44	24V	3RT1944-5AC21
		110V	3RT1944-5AG21
		230V	3RT1944-5AL21
		400V	3RT1944-5AV01
	3RT10 45/46 3RT13 4. 3RT14 46 3RT15 4.	24V	3RT1945-5AC21
		110V	3RT1945-5AG21
		230V	3RT1945-5AL21
		400V	3RT1945-5AV01

## Contacts with fixing parts

1 set = 3 moving and 6 fixed switching contacts with fixing parts

Size	Contactor type	Type
S3	3RT10 44	3RT1944-6A
	3RT10 45	3RT1945-6A
	3RT10 46	3RT1946-6A

## Siemens Industry Online Support (SIOS)

Download mobile app



## Discontinued

### Power Contactors - SICOP 3TF

Size	Rated current (A) Ie AC3 upto 415V	Motor kW at 415V 50Hz, 3ph	AC 50 Hz coil (LPs for 110, 230, 415V)	
			Auxiliary contacts	Type Pl. fill in coil voltage code
12	475	250	2NO+2NC <sup>5</sup>	■ 3TF5702-0C..

### Spares for SICOP and SICONT<sup>Plus</sup> Contactors

SICOP main contact kits (set of 6 fixed & 3 moving contacts)

For Contactor (AC3 Rating)	Type
3TF57 (475A)	3TY7570-0YA

#### SICOP arc chambers

For Contactor	Type
3TF57	3TY7572-0YA

#### AC coils (50 Hz)

For contactor	Type <sup>†</sup>
3TF57	3TY7573-0C..

#### AC coils 50/60 Hz coil code: 3TF57

Coil Voltage (V)	110-132	■ 220-240	380-460
Code	F7	M7	Q7

### 3TS Converter duty Contactors

Contactor Size	Rated current Ie (A) AC1 at 415V	AC Coil
		Type
12	630	3TS5722-0C..1-8K*

### Spares for 3TS Contactors

#### Converter Duty

Main contact kits (set of 6 fixed & 3 moving contacts)

Contactor rating	Description	Type*
3TS57	Spare main contact kits	3TS9157-01-8K

#### Spare coils

	AC Coil
3TS57	3TY7573-0C..

#### for 3TS57

AC 50/60Hz	Coil voltage (V)	110-132	220-240
	Code	F7	M7

\* 3TS57 - Suitable for AC-1 applications. For frequency converter applications refer to the nearest Siemens office



# Power distribution for the digital world

SIEPAN 8PU Low Voltage Switchboards



Licensed  
Partner

For  
SIEPAN 8PU

**SIEMENS**

## Welcome to the world of digitalization with LV Panels

**Industry 4.0** is a name for the current trend of automation and data exchange in manufacturing technologies. It includes cyber-physical systems, the Internet of things, cloud computing and cognitive computing. Industry 4.0 creates what has been called a "smart factory".

SIEMENS LV Panels helps our customers stride into the new & exciting world of digitalization.

For more information call us on 1800 209 1800

For Life Cycle Support of Products, Systems and Solutions call us on  
1800 209 0987

[www.siemens.com/sivacon-details](http://www.siemens.com/sivacon-details)

**SIEMENS**

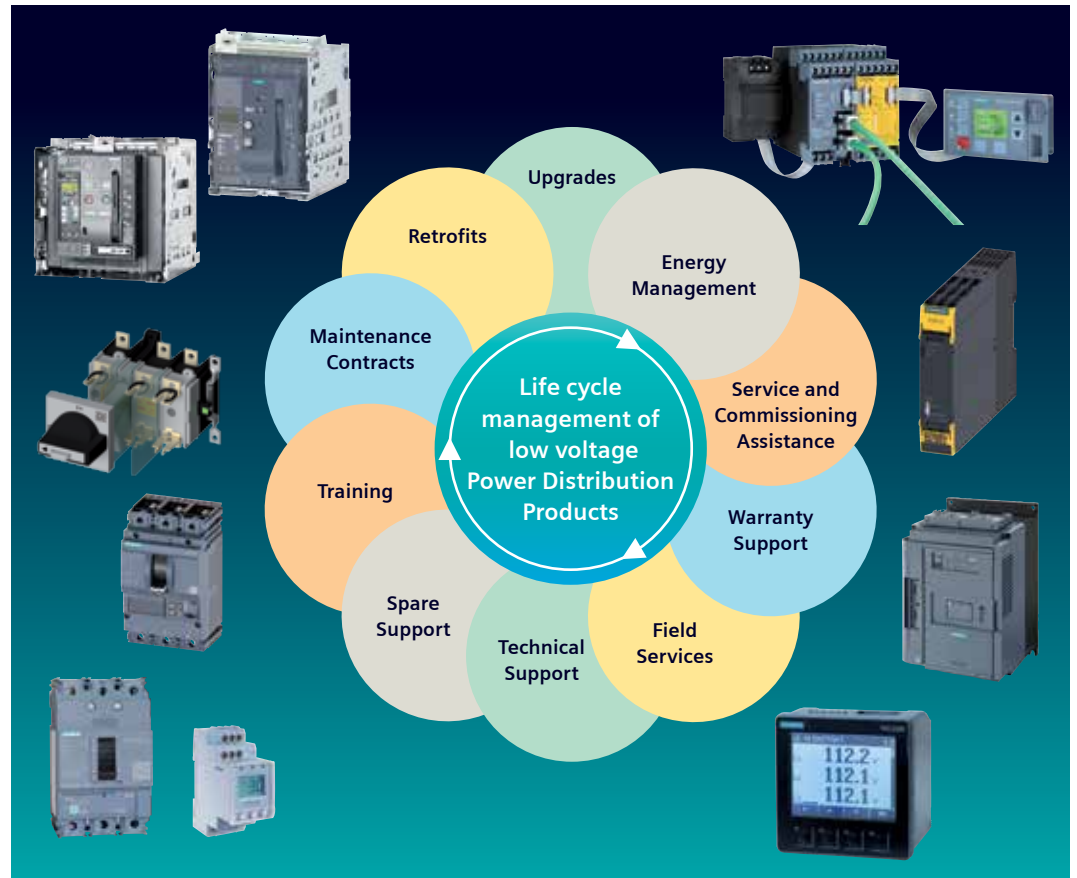


## One point contact for your service needs


The comprehensive range of services from Siemens is sure to cover the needs of the most varied users.

We offer structured services, designed to give you valuable support in every phase during the lifecycle of your low voltage products and panels – from warranty support to suitable retrofit solutions.

Additionally we also provide Energy Management solutions and Technology upgrade solutions for your existing switchgear.



## Service & spares for SIEPAN 8PU & SIRENEW (Solar ACDB) switchboards



- Annual Maintenance contract of LV Switchboards
- Conversion of existing conventional to intelligent MCC
- Ready to use completely prewired draw out modules for MCC

*Please get in touch with us for details*

### CUSTOMER CARE

Toll Free No: 1800220987/18002090987 • E-mail: [ics.india@siemens.com](mailto:ics.india@siemens.com)

## A comprehensive range of products, solutions and services



For information on prices of above products please refer to the valid low voltage power Distribution Products LP

---

## Terms and conditions

Maximum Retail Price (MRP) / List Price (LP) is subject to revision without prior notice.

The company reserves the right to supply goods at its works or godown at its discretion.

The minimum order size for non-stock items (items not marked with ■) is 50 Nos. for each item or ₹ 50,000/- per item.

**Export control regulation - retention clause:** The fulfillment of the agreement on Siemens part is subject to the provision that this shall not be prevented by implements on the grounds of national and international legal requirements, in particular export control provision.

### Stock items

The normal stock items (indicated by ■) are subject to change without prior notice.

---

### Note

- This supersedes all previous Price Lists.
- List Prices (LPs) mentioned are exclusive of all taxes.
- Maximum Retail Prices (MRPs) mentioned in the publication are maximum recommended selling prices.
- Invoice amount not to exceed MRP
- Invoice amount = MRP (less) applicable discount + applicable GST %
- For receiving material in factory sealed packing, we request you to order in multiples of the indicated standard packing quantity.

---

Ask your nearest Siemens partners to include you in our mailing list.

Always make your purchases only from our authorised dealers. Details available with our sales office/territory managers.

# LIST OF SITRAIN - INDIA TRAINING CENTERS

(including Training Service Providers, TSPs)

Code	Title	Location	Days
<b>SIMATIC – Classic STEP 7, Industry 4.0 and Process Instrumentation</b>			
AS-OL-400A	SIMATIC S7-400 with SIMATIC Manager (Advance Course)	Online Training	3 Days
DIGI-IN4.0	Introduction to Industry 4.0	Online Training	3 Days
AS-PI	Process Instrumentation	Online Training	4 Days
<b>TIA Portal Courses</b>			
AS-OL1500B	SIMATIC S7-1500 with TIA Portal V17 (Basic Course)	Online Training	5 Days
AS-1500B	SIMATIC S7-1500 with TIA V17 (Basic Course)	Siemens Ltd., Kalwa	5 Days
AS-1500A	SIMATIC S7-1500 with TIA V17 (Advance Course)	Siemens Ltd., Kalwa	5 Days
AS-OL1500A	SIMATIC S7-1500 with TIA Portal V17 (Advance Course)	Online Training	5 Days
AS-OL-WINT	SIMATIC WinCC SCADA (WinCC Prof) in the TIA Portal	Online Training	5 Days
AS-TIA150F	SIMATIC Distributed Safety on S7-1500F With TIA Portal <b>**New**</b>	Siemens Ltd., Kalwa	3 Days
<b>Process Control System SIMATIC PCS 7</b>			
AS-PCS7B	DCS: SIMATIC PCS 7 Basic	Siemens Ltd., Kalwa	10 Days
AS-PCS7A	DCS: SIMATIC PCS 7 Advance	Siemens Ltd., Kalwa	10 Days
AS-SFP	SIMATIC Fail-safe (Process Safety) Course <b>**New**</b>	Siemens Ltd., Kalwa	3 Days
<b>Drive &amp; Switchgear Technology</b>			
AP-CRANE	Application Based Crane Training	Siemens Ltd., Kalwa	5 Days
DR-S120B	SINAMICS S120 Basic	Siemens Ltd., Kalwa	5 Days
DR-S120A	SINAMICS S120 Advance	Siemens Ltd., Kalwa	5 Days
DR-SIMOB	SIMOTION Basic	Siemens Ltd., Kalwa	5 Days
LV-SM	SIMOCODE AC-Motor Control	Siemens Ltd., Kalwa	3 Days
TIA-MC	Basics of Motion Control 1 in TIA Portal <b>** New**</b>	Siemens Ltd., Kalwa	4 Days

Code	Title	Location	Days
<b>COMBO Courses <b>**New**</b></b>			
CO-CLS3040	SIMATIC S7-300 & S7-400 with SIMATIC Manager	Online Training	6 Days
CO-300WIN	SIMATIC S7-300 and WinCC v7.x	Online Training	6 Days
CO-TIA1215	SIMATIC S7-1200 & S7-1500 with TIA Portal	Online Training	6 Days
CO-TIAS120	SIMATIC S7-1500 PLC & SINAMICS S120	Online Training	6 Days
CO-G12S12	SINAMICS G120 & S120 Drives with STARTER	Online Training	6 Days
<b>Maintenance Focused Course <b>**New**</b></b>			
MFC-G13S12	SINAMICS G130 & S120	Siemens Ltd., Kalwa	5 Days
MFC-R70R80	DC DRIVE 6RA70 & 6RA80	Siemens Ltd., Kalwa	5 Days
MFC-S7400	SIMATIC S7-400 with SIMATIC Manager	Siemens Ltd., Kalwa	3 Days
MFC-S71500	SIMATIC S7-1500 with TIA Portal	Siemens Ltd., Kalwa	3 Days
<b>Blended Training <b>**New**</b></b>			
BT-1500	Blended Training on SIMATIC S7 1500 with TIA Portal	Online Training	45 Hrs.

Kindly download the SITRAIN app on your mobile from following link for course details

- For Android users:  
<https://play.google.com/store/apps/details?id=com.siemens.industry.onlinesupport>
- For Apple users:  
<https://apps.apple.com/in/app/industry-online-support/id478868966>

## SITRAIN Training in India

### SITRAIN India (Kalwa)

Siemens Ltd.  
TSDC, Kalwa Works  
Opposite Airoli Railway Station  
Thane Belapur Road, Airoli  
Navi Mumbai - 400708, Maharashtra  
Tel: +91-22-39663208  
E-mail: customer.training.in@siemens.com

